



©Human Wildlife Solutions

Human Wildlife Solutions

Overstrand

Monthly Report

October 2024

TABLE OF CONTENTS:

TABLE OF CONTENTS: 2

INTRODUCTION 3

OVERSTRAND EAST TROOPS..... 4

VOËLKLIP TROOP..... 4

VOGELGAT TROOP 6

ONRUS TROOP 8

HAMILTON RUSSEL TROOP 9

GENERAL COMMENTS 9

POPULATION CHARACTERISTICS 9

HOTLINE DATA 10

RECORDED INCURSIONS 10

PERCENTAGE TIME OUT OF TOWN..... 11

RECOMMENDATIONS 12

CONCLUSION 12

INTRODUCTION

This monthly report covers the period from 1 October to 31 October 2024.

Members of the Voëlklip Troop were present in town on eight days during the month, with the most frequent visitors to town being VKM7 and VKF5. The increased presence of members of the Voëlklip Troop in the urban area may be due to conflict between the Mountain Rose and Voëlklip Troops. The reappearance of the Mountain Rose Troop has caused the Voëlklip troop to forage closer to town, in the Adderladder and Mossel River Valleys as opposed to the Mountain Rose Valley. It is assumed that this is in order to avoid interacting with the Mountain Rose Troop which is a much larger troop with numerous males. Males from these troops were observed fighting and chasing each other on several occasions during October.

The Onrus Troop was seen again for the first time since 20 September. It was absent from town for the entirety of October, and was most frequently seen in the vicinity of the Camphill Road pig farm. Similarly, the Hamilton Russel Troops was completely absent from any urban areas and was only directly observed on one day during the month.

The Vogelgat Troop spent the month foraging on the mountain slopes above the R43, predominantly in the area around Stillwaters. There was however a lone male, identified to be from the Vogelgat Troop, that was observed in town frequently during October. Spending approximately 19 hours in town, this male was responsible for one unoccupied house incursion. He was last seen in town on 19 October and was seen again with the Vogelgat Troop on 25 of October. In response to frequent sighting of this male baboon in town, concerned residents of Fernkloof reported their concerns to HWS via the baboon hotline. It is likely that this male is in the process of dispersing from his natal troop, which puts him at increased risk of entering the urban area alone.

OVERSTRAND EAST TROOPS

VOËLKLIP TROOP

IN TOWN STATISTICS

- Troop time out of town remained at 100% during October.
- Time out of town for individuals decreased from 99.2% in September to 94.7% in October.

	% Out of Town	% Up or Down from Previous Month	Days Entered	Total Time in Town	Avg Time in Town per day	Max Daily Time in Town	Min Daily Time in Town
Troop	100.0	0.0	0	0:00	00:00	00:00	00:00
Individuals	94.7	-4.5	8	16:31	2:03	06:06	00:32

Table 1. In Town Statistics for the Voëlklip Troop for October 2024. Time is expressed in hours and minutes. Average daylength in October was 12 hours and 58 minutes.

NOTEWORTHY INCIDENTS

- Individuals from the Voëlklip Troop were present in town on eight days during the month, six more than during September.
- During the time spent in town by individuals of the Voelklip Troop, there were eight instances of bin raiding and two house incursions (one occupied and one unoccupied incursion).
- VKM7 was responsible for the majority of the incursions (n = 13), including both house incursions and one incident of threatening behaviour.
- The recent erratic behaviour of the Voelklip Troop is suspected to be the result of conflict with the Mountain Rose Troop, in particular between the males of both troops. The first recorded incident of conflict between the two troops males was on 14 October. The conflict has led the Voelklip Troop to preferentially forage in the Adderladder and Mossel River Valleys, closer to town, rather than in the Mountain Rose area.

HWS: TROOP MONTHLY REPORT																																			
SECTOR		CLASSES OF BEHAVIOUR																																	
OVERSTRAND		1	2	3	4	5	6	7	8	9	10	11	12	13	14	15	16	17	18	19	20	21	22	23	24	25	26	27	28	29	30	31	TOTAL		
BABOON TROOP: Voëlklip		VOËLKLIP		1 In urban area		4 Attacking pets		7 Threatening behaviour/ attacking/ stealing food		2 Raid bins		5 Raid unoccupied house or vehicle		8 Breaking & Entering/Damaging property		3 Non malicious damage		6 Raid occupied house or vehicle		9 Nocturnal Raiding															
MONTH: October		YEAR: 2024																																	
BABOON ID	Sex	1	2	3	4	5	6	7	8	9	10	11	12	13	14	15	16	17	18	19	20	21	22	23	24	25	26	27	28	29	30	31	TOTAL		
UNKM1 GREEN TAG	M																																		
VKF4 YELLOW TAG	F																																		
VKF5 RED TAG	F																1,2							1,6		1,2,2									
VKF1 GREEN TAG	F																																		
VKF6 ORANGE TAG	F																																		
VKF7 PINK TAG	F																																		
UnID Sub-Male	M																																		
VKM7	M																		1,2				1,6	1,5,5,2	1		1,2					1,2	13		
UnID Males	M																																		
UnID Male	M																																		
VKM6U	M																																		
UnID Females	F																	1,2							1,2										
UnID Female	F																																		
UnID Individuals																																			
UnID Juveniles																																			
%		TIME SPENT IN TOWN (Minutes)																														HRS			
Troop	0.0																																	0.00	
Individuals	5.3																																	16.52	
Roost:	AM	4	4	2	2	18	18	18	18	18	18	18	2	2	2	4	18	7	13	6	6	18	4	9	9	9	6	2	4	4	4	4	19		
Roost:	PM	4	2	2	18	18	18	18	18	18	18	2	2	2	4	19	6	12	6	6	18	4	6	7	6	6	2	4	3	4	4	4	21		
Roost Sites	1	Golf Course										2	Heights Dam					3	Green Kloof					4	Platte Klip					5	Adder Ladder				
	6	Lower Dam										7	Middle Dam					8	Upper Dam					9	Dragon's Back					10	Droë Kloof				
	11	Blaaie Kloof										12	Big Titanic/Cave					13	Small Titanic					14	10th Ave Kloof					15	11th Ave Kloof				
	16	A-Shape										17	Bos Klip					18	Hermanus Heights					19	Steyn's Kloof					20	In Town				
	21	Tallie's Kloof										22	Kanonkop					23	BHB Waterfall					24	Rooiklip					25	ZigZag				
	26	9th Avenue Kloof										27	Shade Rock					28	BOSKO					29	Groot Uitkyk					?	Unknown				
ID Features of Baboons																																			
General remarks																																			

Figure 1. The Voëlklip Troop incident sheet for October 2024.

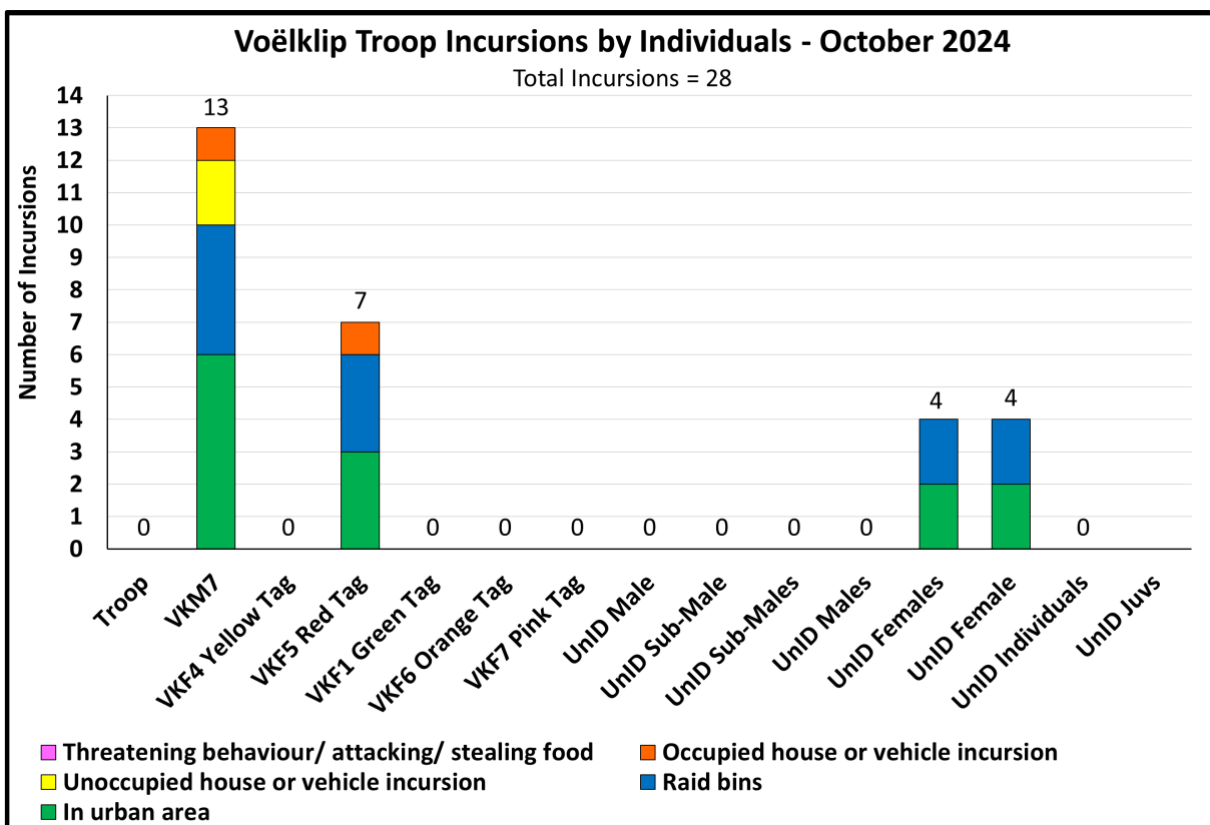


Figure 2. The Voëlklip Troop Incursion summary graph for October 2024.

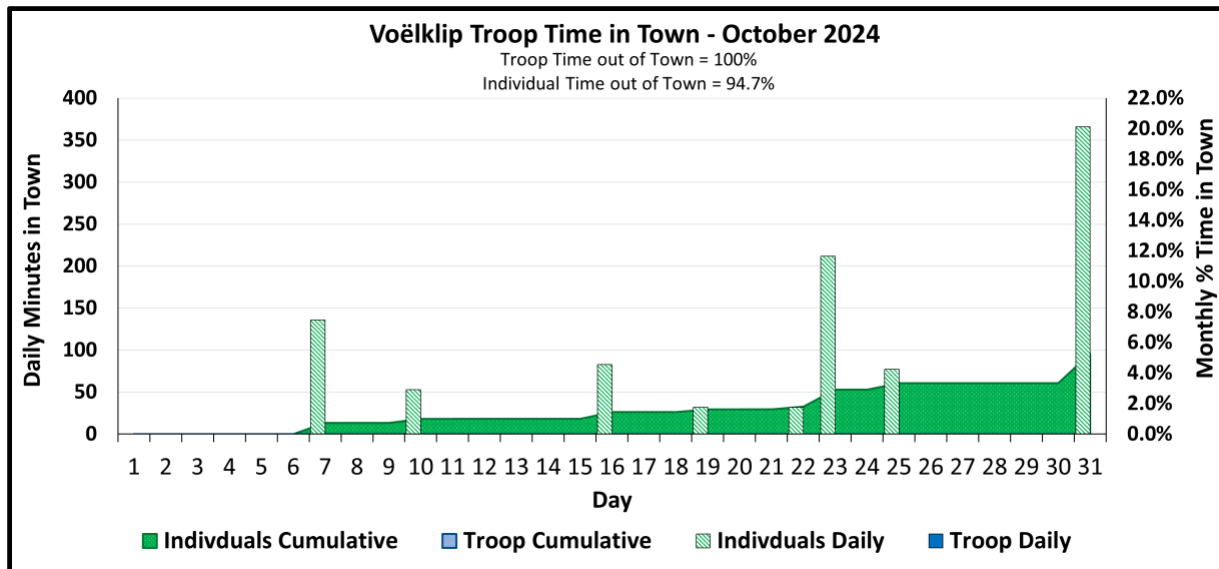


Figure 3. The Voëlklip Troop Time out of Town summary graph for October 2024.

VOGELGAT TROOP

IN TOWN STATISTICS

- Time out of Town for the troop remained at 100% during October.
- Time out of Town for individuals decreased from 99.6% during September to 95.1% during October.

	% Out of Town	% Up or Down from Previous Month	Days Entered	Total Time in Town	Avg Time in Town per day	Max Daily Time in Town	Min Daily Time in Town
Troop	100.0	0.0	0	0:00	0:00	0:00	0:00
Individuals	95.1	-4.5	10	19:38	1:57	5:32	0:15

Table 2. In Town Statistics for the Vogelgat Troop for October 2024. Time is expressed in hours and minutes. Average daylength in October was 12 hours and 58 minutes.

NOTEWORTHY INCIDENTS

- The Vogelgat Troop was absent from town for the entirety of the month, foraging extensively in the core area of their homerange, near the stillwaters and Maanskynsbaai sleep sites north of the R43.
- On 2 October, a hotline report was received concerning a lone male in the Voelklip area,. At that time the Vogelgat Troop was foraging in the vicinity of the Maanskynsbaai Waterfall. This male continued to enter the urban area frequently during the month, until 19 October. He was observed again with the troop on 25 October, during which time he fought with another adult male in the troop.
- This male was responsible for one unoccupied house incursion, however he was repeatedly reported by residents on the baboon hotline.

HWS: TROOP MONTHLY REPORT																																			
SECTOR		CLASSES OF BEHAVIOUR																																	
OVERSTRAND		1 In urban area	4 Attacking pets	7 Threatening behaviour/ attacking/ stealing food																															
BABOON TROOP: VG		2 Raid bins	5 Raid unoccupied house or vehicle	8 Breaking & Entering/Damaging property																															
MONTH: October		3 Non malicious damage	6 Raid occupied house or vehicle	9 Nocturnal Raiding																															
VOGELGAT																																			
YEAR: 2024																																			
BABOON ID	Sex	1	2	3	4	5	6	7	8	9	10	11	12	13	14	15	16	17	18	19	20	21	22	23	24	25	26	27	28	29	30	31	TOTAL		
Troop																																			
UnID Male	M				1	1	1	1	1	1					1				1	1,5	1														11
UnID Males	M																																		
UnID Females	F																																		
UnID Female	F																																		
UnID Individual																																			
UnID Individuals																																			
UnID Juveniles																																			
UnID Juvenile																																			
		TIME SPENT IN TOWN (Minutes)																													HRS				
Troop	0.0																																		0.00
Individuals	6.6				332	142	21	200	17	120					38				183	15	110													19.63	
Roost:	AM	20	20	19	19	21	19	19	6	20	20	20	?	?	20	20	19	20	20	20	19	21	20	1	1	1	1	20	20	6	6	20	20		
Roost:	PM	20	20	19	19	21	19	19					?	?	20	20	19	20	20	20	19	20	1	1	1	1	20	20	6	6	20	20	20		
Roost Sites		1 Baboon Castle	2 18th Ave Kloof	3 11th Ave Kloof	4 10th Ave Kloof	5 Uitkyk Punt	6 Vogelgat Nature Reserve	7 Halfway Ridge	8 Bosklip	9 Groot Uitkyk	10 1st Kloof	11 2nd Kloof	12 3rd Kloof	13 4th Kloof	14 17th Avenue Kloof	15 Waterfall	16 A Shape	17 Bitterblesie	18 Maanskynekop	19 Stillwaters	20 Maanskynebaai SS	21 Lagoon SS	22 Southwinds	? Unknown											
ID Features of Baboons																																			
General remarks																																			

Figure 4. The Vogelgat Troop incident sheet for October 2024.

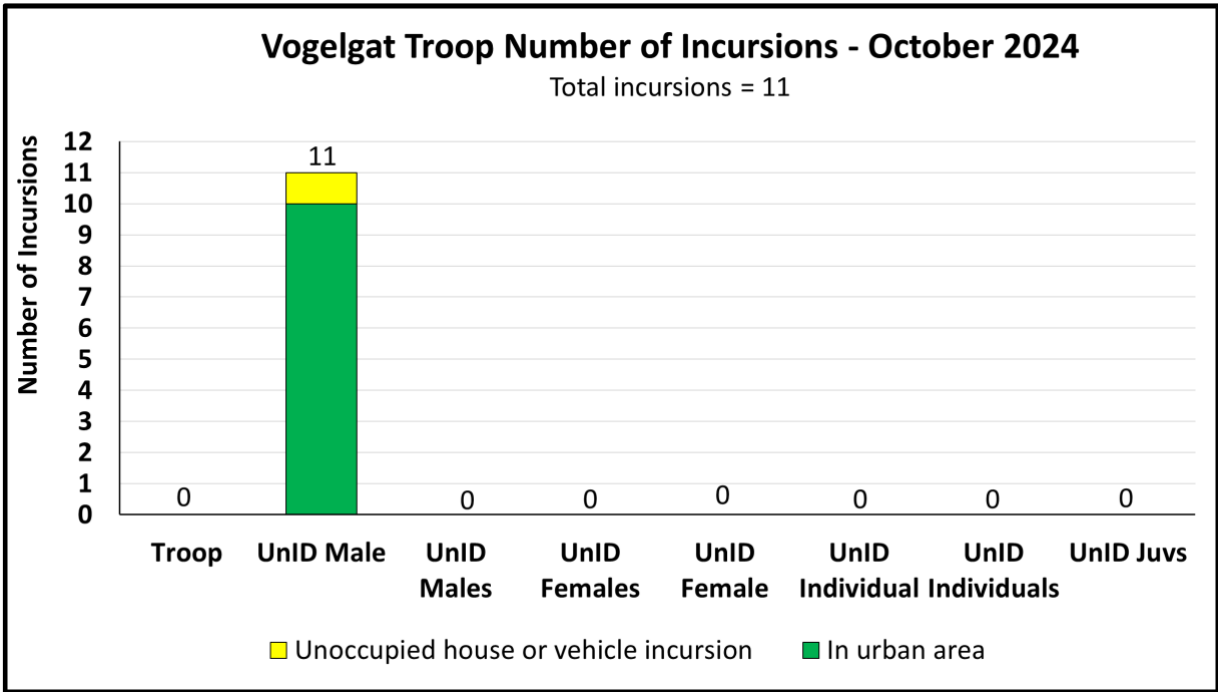


Figure 4. The Vogelgat Troop Incursion summary graph for October 2024.

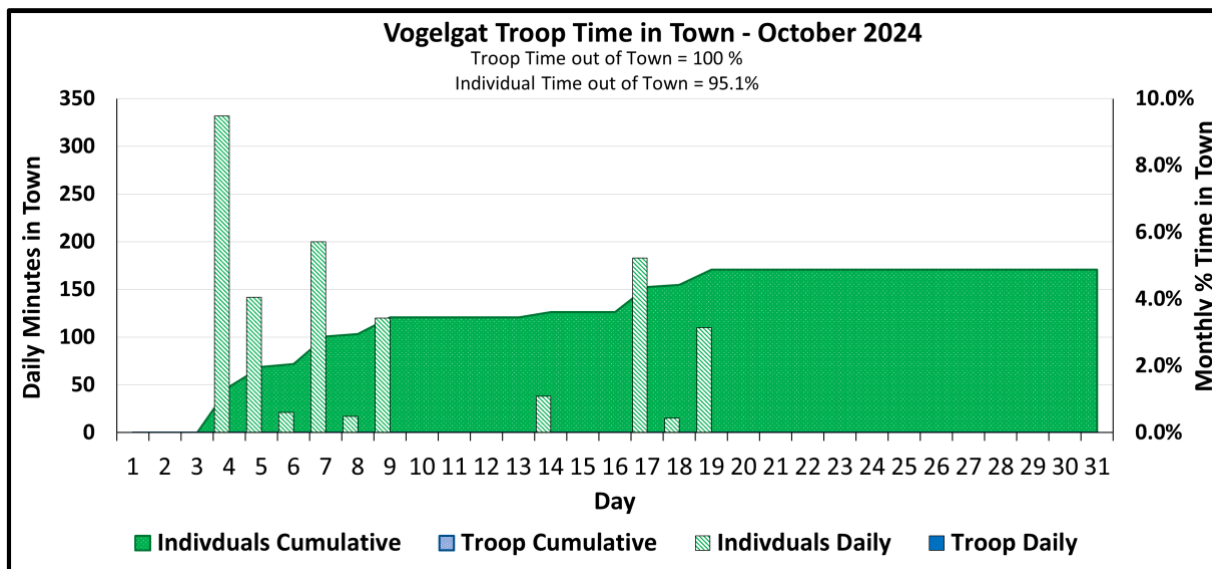


Figure 5. The Vogelgat Troop Time out of Town summary graph for October 2024.

ONRUS TROOP

IN TOWN STATISTICS

- Time out of Town for the troop remained at 100% during October.
- Time out of Town for individuals remained at 100% during October.

	% Out of Town	% Up or Down from Previous Month	Days Entered	Total Time in Town	Avg Time in Town per day	Max Daily Time in Town	Min Daily Time in Town
Troop	100,0	0,0	0	0:00	0:00	0:00	0:00
Individuals	100,0	0,0	0	0:00	0:00	0:00	0:00

Table 3. In Town Statistics for the Onrus Troop for October 2024. Time is expressed in hours and minutes. Average daylength in October was 12 hours and 58 minutes.

NOTEWORTHY INCIDENTS

- The Onrus Troop was entirely absent from the urban area for the whole month.
- Troop was seen on 4 October for the first time since 20 September. The troop was observed in the vicinity of the pig farm before moving towards the farm at the pigs feeding time.
- The troop was most frequently encountered in the vicinity of the pig farm, often coinciding with the delivery of food for the animals.
- On 20 October there was a hotline call regarding two dogs chasing approximately 15 baboons on the mountain slope above Owl Rock Estate.

HAMILTON RUSSELL

- The Hamilton Russell Troop was directly observed on just one day during October.
- On 2 October two unidentified baboons crossed the Heme-en-Aarde Road near Volmoed. Later on the same day the troop was observed in the Volmoed Valley area.

VIRTUAL FENCE

- The virtual fence was used on nine days during October.
- Activations were used to deter the Voëlklip Troop (n = 5), Onrus Troop (n = 3), and Vogelgat Troop (n = 1).

GENERAL COMMENTS

POPULATION CHARACTERISTICS

Two births and one death were recorded in the Voëlklip Troop. Both the Blue Tag and Green tag females were observed carrying newborn infants on 3 and 6 October respectively. Unfortunately, VKF1 AKA Green Tag Female was observed carrying her deceased infant on 8 October. While not directly observed, it is thought that the infant was killed by VKM6U whilst he was chasing the females during a bout of intra-troop conflict. No other demographic changes were recorded for the managed troops in the Eastern Overstrand during the month.

Troop	October	June	June	June	June	June	October 2024			Total observed Births (1 July 2024 to 31 October 2024)	Total observed Deaths (1 July 2024 to 31 October 2024)	Total observed Migrations (1 July 2024 to 31 October 2024)
	2019	2020	2021	2022	2023	2024	Births	Deaths	Emigration / Immigration			
Voëlklip	29	29	27	37	39	43	2	1	0	2	2	0
Vogelgat	N/A	22*	29	27	27*	23	0	0	0	0	1	0
Onrus	N/A	N/A	25*	24*	24*	25	0	0	0	0	0	0
Hamilton Russel	N/A	N/A	21*	25	25*	27	0	0	0	0	0	0
Total	29	51	102	113	115	118	2	1	0	2	3	0

Table 4. Population data for the managed troops in the Overstrand in October 2024. Emigration and Immigration figures show animal movements between troops. * Troop sizes were estimated when accurate counts were not feasible. Note: **Troop numbers are counted twice a year in December and June.** Troop numbers are not updated during the year by just counting births and deaths, because these may occur without being observed by field rangers.

Deaths	2019/20 (October - June)	2020/21 (July - June)	2021/22 (July 2021 - June 2022)	2022/23 (July 2022 - June 2023)	2023/24 (July 2023 - June 2024)	2024/25 (July 2024 - June 2025)	October 2024	TOTAL (since October 2019)
Management	3	0	1	0	0	0	0	4
Human Induced (HID)	1	2	9	9	1	1	0	23
Direct *	1	2	8	8	1	1	0	21
Indirect **	0	0	1	1	0	0	0	2
Natural	2	7	7	5	3	2	1	26
Unknown	0	0	2	2	1	0	0	5
TOTAL DEATHS	6	9	19	16	5	3	1	58

Table 5. Causes of baboon deaths since December 2019; *Deaths caused directly by humans, such as motor vehicle accidents, shooting, poisoning and dogs. **Deaths caused indirectly by humans such as electrocutions and fire.

HOTLINE DATA

A total of 53 hotline calls were received during October, significantly more than received during September (16). Most of the hotline calls were concerning the Voëlklip Troop (n = 34), followed by the Vogelgat (n = 16) and Onrus Troops (n = 2). Only one call was received from an unmanaged area, Pringle Bay. The majority of calls reported baboon locations in the urban area (n = 24). A total of eleven calls were made reporting incursion behaviour, with six reporting occupied house incursions and four reporting bin raiding behaviour. Thirteen comments were received from residents of Fernkloof village reporting their concern about the behaviour of the lone Vogelgat male baboon. One call was made to report threatening behaviour by VKM7.

Troop	Number of Calls received	Area	Types of Call
Voëlklip Troop	34	<ul style="list-style-type: none"> • Voëlklip (17) • Fernkloof (12) • Hamilton-Russel (3) • Hermanus Heights (1) • Ashbourne (1) 	<ul style="list-style-type: none"> • Reporting Baboon location (18) • Bin Raids (4) • Non-urban baboon location (5) • Occupied House Incursion (6) • Threatening or aggressive behaviour (1)
Vogelgat Troop	16	<ul style="list-style-type: none"> • Voëlklip (16) 	<ul style="list-style-type: none"> • Reporting Baboon location (2) • Occupied House incursion (1) • Comment/Complaint (13)
Onrus Troop	2	<ul style="list-style-type: none"> • Onrus (2) 	<ul style="list-style-type: none"> • Reporting Non-urban Baboon Location (1) • Reporting Dogs chasing Baboons on mountainside (1)
Other Troops	1	<ul style="list-style-type: none"> • Pringle Bay (1) 	<ul style="list-style-type: none"> • Reporting Baboon location (1)

Table 6. Overstrand hotline call data for October 2024.

RECORDED INCURSIONS

A total of 39 incursions were recorded during October, more than double the number of incursions recorded during the previous month (n = 15). The majority of these incursions were baboon entries into the urban area (n = 23). Notably, the number of bin raids were double that during the previous month (n = 10). Several assertive incursions, namely occupied (n = 2) and unoccupied house raids (n = 3), were also recorded.

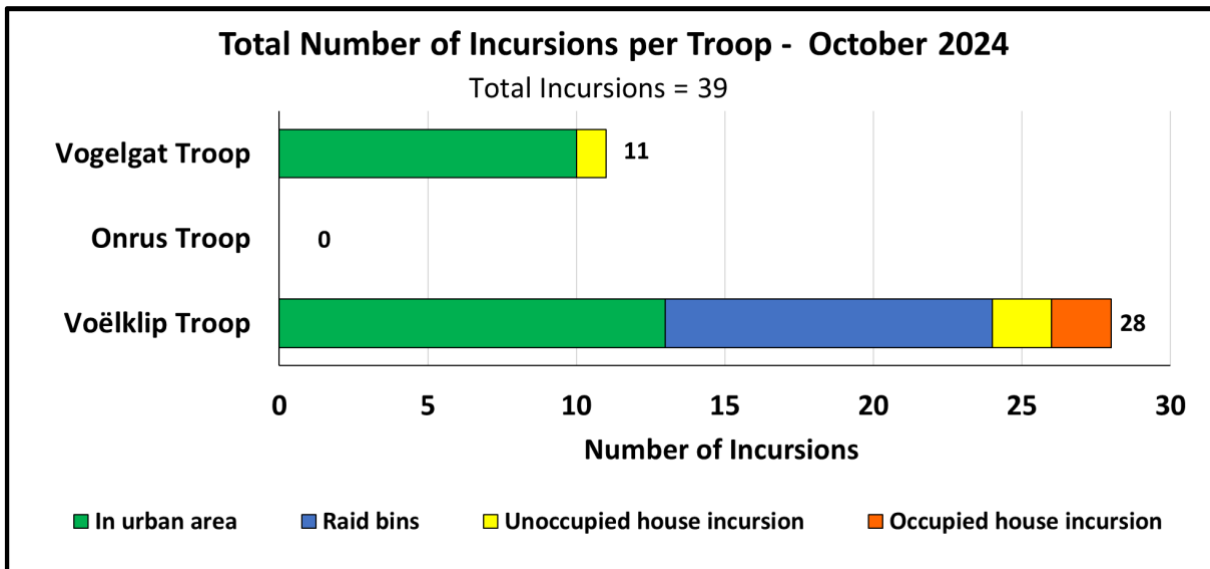


Figure 5. Graph showing incursion behaviour of managed troops in the eastern Overstrand in October 2024.

PERCENTAGE TIME OUT OF TOWN

The average time spent out of town by troops in the eastern Overstrand during October remained at 100%. However, individual time out of town decreased from 99.7% to 97.5%. This decrease is largely attributed to the members of the Voëlklip Troop, which spent approximately 16.5 hours in town, and the lone Vogelgat male, which spent approximately 19.5 in town. In total, individuals from these two troops spent a total of 36 hours and 39 minutes in the urban area during October.

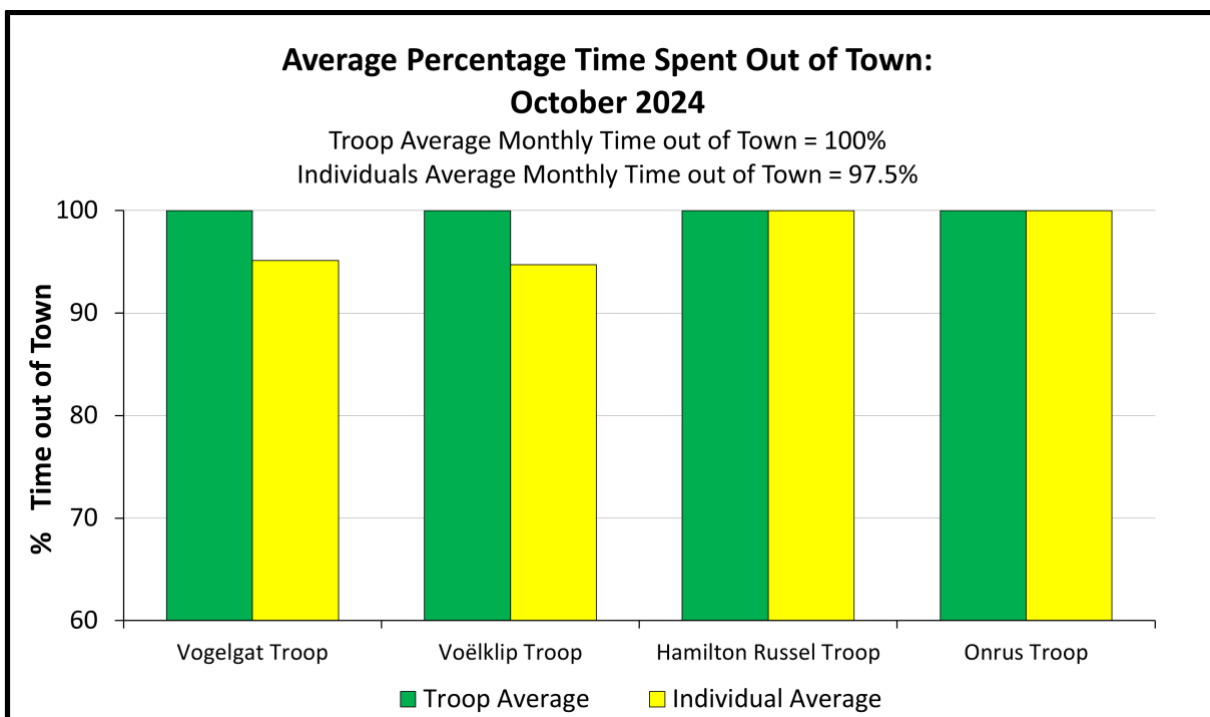


Figure 6. Percentage time the managed baboon troops and individuals spent out of town during October 2024.

RECOMMENDATIONS

- **Waste and recycling collection should be prioritized** to take place in the early mornings and starting on the edge of town and working inwards.
- Residents should **not** put out their waste **the night before** collection day because this may encourage baboons to raid that evening or early the next morning.
- **Refuse bags** should never be left lying open on the sidewalk and easily available to baboons.
- All bins used in baboon effected areas should be **baboon-proof and locked**.
- **Open vegetable gardens** should be baboon proofed. This includes secure compost bins or containers.
- Ripening fruits should be removed from fruiting trees.
- Residents are strongly discouraged from feeding wildlife, including birds. Bird seed is a powerful attractant for baboons.
- Residents are encouraged to record and report the feeding of wildlife to the municipality, CapeNature, or to the baboon hotline (072 028 0008).
- Dogs should always be on a leash when walking in an area where baboons may be present. This is mandatory in the Fernkloof Nature Reserve.

CONCLUSION

Overall, the behaviour of managed baboon troops in the Eastern Overstrand declined when compared to the previous month. Whilst all troops remained absent from town, individuals from the Voëlklip and Vogelgat Troops spent a combined 36 hours and 39 minutes in town. This resulted in 10 bin raids, three unoccupied house incursions, and two occupied house incursions. The majority of these incursions can be attributed to members of the Voëlklip Troop, in particular VKM7.

Highly assertive behaviour has become a recent trend in the behaviour of VKM7. Since July 2024, VKM7 has been responsible for four occupied house incursions, and two unoccupied house incursions. Moreover, a hotline call was received on 31 October reporting him acting in a threatening manner to a resident in Fernkloof. Whilst this is not comparable to the extreme behaviour of the more habituated baboons in the western areas of the Overstrand, it does show a significant deterioration in behaviour. The potentially dispersing male in the Vogelgat Troop has also shown a disturbing trend towards assertive raids. It is vital that this elevation in assertive incursions into houses is closely monitored and reported.

Human Wildlife Solutions