

©Human Wildlife Solutions

## **Human Wildlife Solutions**

### **Overstrand**

### **Monthly Report**

**July 2024**

**TABLE OF CONTENTS:**

**TABLE OF CONTENTS: ..... 2**

**INTRODUCTION ..... 3**

**OVERSTRAND EAST TROOPS ..... 4**

**VOËLKLIP TROOP ..... 4**

**VOGELGAT TROOP ..... 7**

**ONRUS TROOP ..... 8**

**HAMILTON RUSSEL TROOP ..... 9**

**GENERAL COMMENTS ..... 10**

**POPULATION CHARACTERISTICS ..... 10**

**HOTLINE DATA ..... 11**

**RECORDED INCURSIONS ..... 11**

**PERCENTAGE TIME OUT OF TOWN ..... 11**

**RECOMMENDATIONS ..... 12**

**CONCLUSION ..... 13**

## **INTRODUCTION**

This monthly report covers the period from 1 July to 31 July 2024.

July was a particularly cold and wet month in the Overstrand, with 144.8 mm of rain recorded in Hermanus. During these conditions it is common for baboons to seek high calory anthropogenic foods as a way to compensate for the energy required to keep warm. It is likely that this extreme weather led to the large increase in the amount of time spent in town by members of the Voëlklip Troop (approximately 35 hours and 37 minutes). Furthermore, it is highly likely that turbulence within the troop caused by power struggles between the adult males, and the accompanying threat of infanticide, may have resulted in females separating from the troop temporarily to protect their offspring. Interestingly UNKM1 raided an occupied house on 1 July and was seen one final time on 5 July.

The Onrus Troop did not enter town during July. The Onrus Troop spent most of its time in the eastern portion of its home range, between Leopard Rock Estate and the Camphill Road pig farm, before spending the last few days of the month in the mountains above Hawston. Individuals from the troop, namely ONM2 and three other individuals, were responsible for a brief incursion into the urban area during which time a bin was raided. The bin raid took place in Leopard Rock Estate, situated on the urban edge.

Much like the previous month, both the Hamilton-Russel and Vogelgat Troops were seen infrequently during June. The Hamilton-Russel Troop was observed on just four days, with the troop being seen most frequently in the Volmoed Valley Area. The Vogelgat Troop was mostly seen in the area around the Hermanus Yacht Club and Maanskynbaai Waterfall. One death was recorded in the Vogelgat Troop, when a juvenile male was killed in a collision with a car whilst crossing the R43.

## **OVERSTRAND EAST TROOPS**

### **VOËLKLIP TROOP**

#### **IN TOWN STATISTICS**

- Troop time out of town decreased from 100% during June to 99.2% in July.
- Time out of town for individuals decreased considerably, from 98.3% during June to 89.4% in July.

	<b>% Out of Town</b>	<b>% Up or Down from Previous Month</b>	<b>Days Entered</b>	<b>Total Time in Town</b>	<b>Avg Time in Town per day</b>	<b>Max Daily Time in Town</b>	<b>Min Daily Time in Town</b>
<b>Troop</b>	98.7	-1.3	2	4:05	2:02	02:20	01:45
<b>Individuals</b>	88.6	-9.7	12	35:37	2:58	07:00	00:13

**Table 1.** In Town Statistics for the Voëlkliip Troop for July 2024. Time is expressed in hours and minutes. Average daylength in July was 10 hours and 6 minutes.

#### **NOTEWORTHY INCIDENTS**

- Individuals from the Voëlkliip Troop were present in town on twelve days during the month. VKM7 and VKF5 (red tag female) were the individuals most frequently seen in town.
- Two occupied house incursions were recorded during the early part of the month. UNKM1 and VKM7 each committed one occupied house raid.
- UNKM1 was responsible for an occupied house raid on 1 July. After this incident UNKM1 has not been seen since 5 July. VKF5 was responsible for instigating three of the individual trips to town, often taking a group of five baboons (two females and three juveniles) with her. It is likely that due to the elevated conflict within the troop, and the related infanticides (three since March 2024), these individuals sought out the urban area due to the availability of human derived foodstuffs (HDF's) as well as protection from the adult males. Seven bin raids were recorded during July, four were of which were attributed to adult females from the troop.

HWS: TROOP MONTHLY REPORT																																																																																																																																																						
SECTOR		CLASSES OF BEHAVIOUR																																																																																																																																																				
OVERSTRAND		1	In urban area	4	Attacking pets	7	Threatening behaviour/ attacking/ stealing food																																																																																																																																															
BABOON TROOP: Voëlkliip		2	Raid bins	5	Raid unoccupied house or vehicle	8	Breaking & Entering/Damaging property																																																																																																																																															
MONTH: July		3	Non malicious damage	6	Raid occupied house or vehicle	9	Nocturnal Raiding																																																																																																																																															
VOËLKLIIP																																																																																																																																																						
YEAR: 2024																																																																																																																																																						
BABOON ID	Sex	1	2	3	4	5	6	7	8	9	10	11	12	13	14	15	16	17	18	19	20	21	22	23	24	25	26	27	28	29	30	31	TOTAL																																																																																																																					
Troop									1				1																				2																																																																																																																					
UNKM1 GREEN TAG	M	1; 6			1																											3																																																																																																																						
VKF4 YELLOW TAG	F											1								1; 2	1											5																																																																																																																						
VKF5 RED TAG	F				1				1			1								1	1								1			6																																																																																																																						
VKF1 GREEN TAG	F																																																																																																																																																					
VKF6 ORANGE TAG	F																																																																																																																																																					
VKF7 PINK TAG	F																																																																																																																																																					
UnID Male	M																																																																																																																																																					
UnID Sub-Male	M				1; 2																												2																																																																																																																					
VKM7	M	1; 6			1							1					1				1			1								8																																																																																																																						
UnID Males	M								1																																																																																																																																													
UnID Male	M																																																																																																																																																					
VKM6U	M																1						1										1																																																																																																																					
UnID Females	F				1; 2						1		1																				4																																																																																																																					
UnID Female	F											1; 2			1						1; 2	1							1			7																																																																																																																						
UnID Individuals					1; 2					1		1; 2									1											6																																																																																																																						
UnID Juveniles					1				1												1								1			4																																																																																																																						
%		TIME SPENT IN TOWN (Minutes)																													HRS																																																																																																																							
Troop	1.3																														4.08																																																																																																																							
Individuals	11.4	13	40		170					105			140						43	190				420	290					233			35.62																																																																																																																					
Roost:	AM	4	4	4	4	5	7	8	26	8	21	8	26	10	2	18	18	18	18	18	18	2	2	4	4	4	2	2	4	5	4	4	4	4																																																																																																																				
Roost:	PM	4	4	4	5																																																																																																																																																	
Roost Sites	1	Golf Course																													2	Heights Dam																													3	Green Kloof																													4	Platte Klip																													5	Adder Ladder																												
	6	Lower Dam																													7	Middle Dam																													8	Upper Dam																													9	Dragon's Back																													10	Droe Kloof																												
	11	Blaaie Kloof																													12	Big Titanic/Cave																													13	Small Titanic																													14	10th Ave Kloof																													15	11th Ave Kloof																												
	16	A-Shape																													17	Bos Klip																													18	Hermanus Heights																													19	Stevn's Kloof																													20	In Town																												
	21	Tallie's Kloof																													22	Kanonkop																													23	BHB Waterfall																													24	Rooklip																													25	ZigZag																												
	26	9th Avenue Kloof																													27	Shade Rock																													28	BOSKO																													29	Groot Uitkyk																													?	Unknown																												
	General remarks																																																																																																																																																					
	Several females (at least 4) coming into oestrous by the middle of the month, including the orange tagged VKF6 and untagged females. This attracted several consorts and caused subgroups to forage outside of the troop location which contributed to many town incursions, along with fights between males and infanticides causing the same result. This was worsened by heavy rains and very strong winds																																																																																																																																																					

Figure 1. The Voëlkliip Troop incident sheet for July 2024.

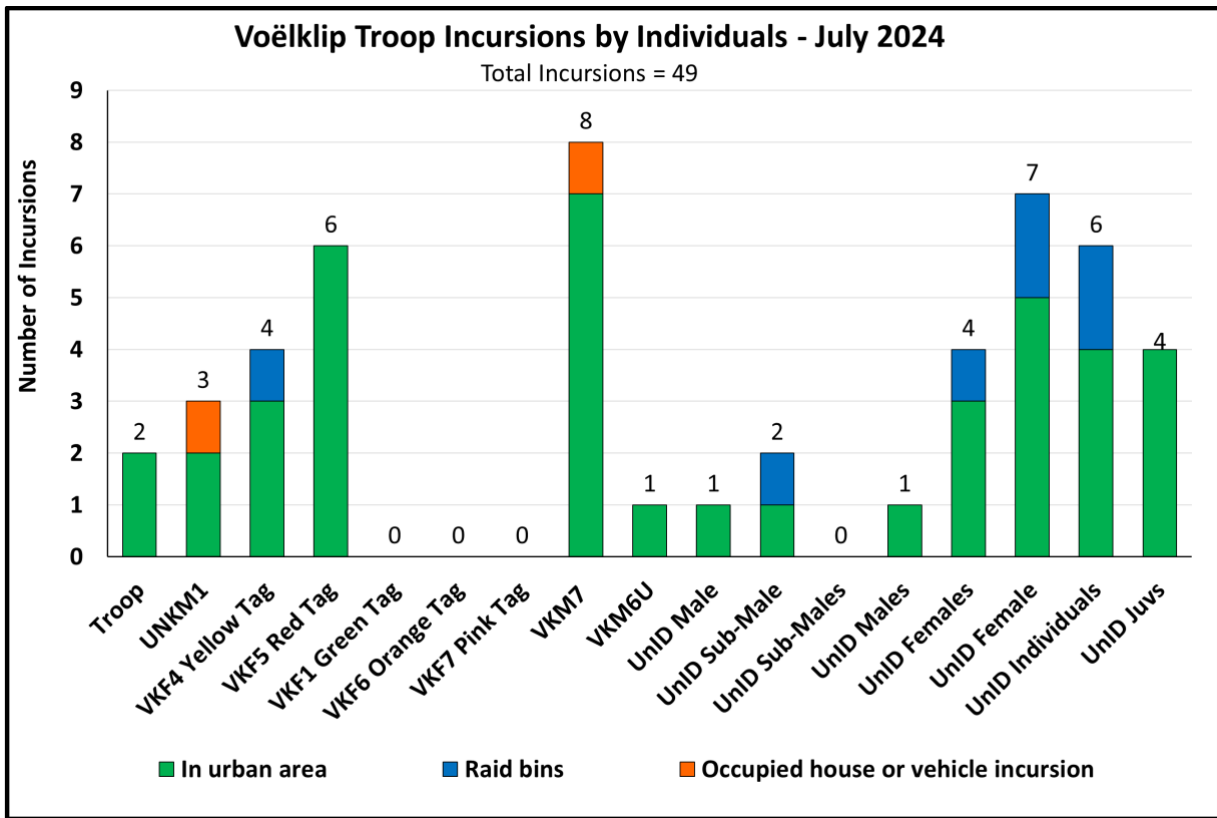


Figure 2. The Voëlkliip Troop Incursion summary graph for July 2024.

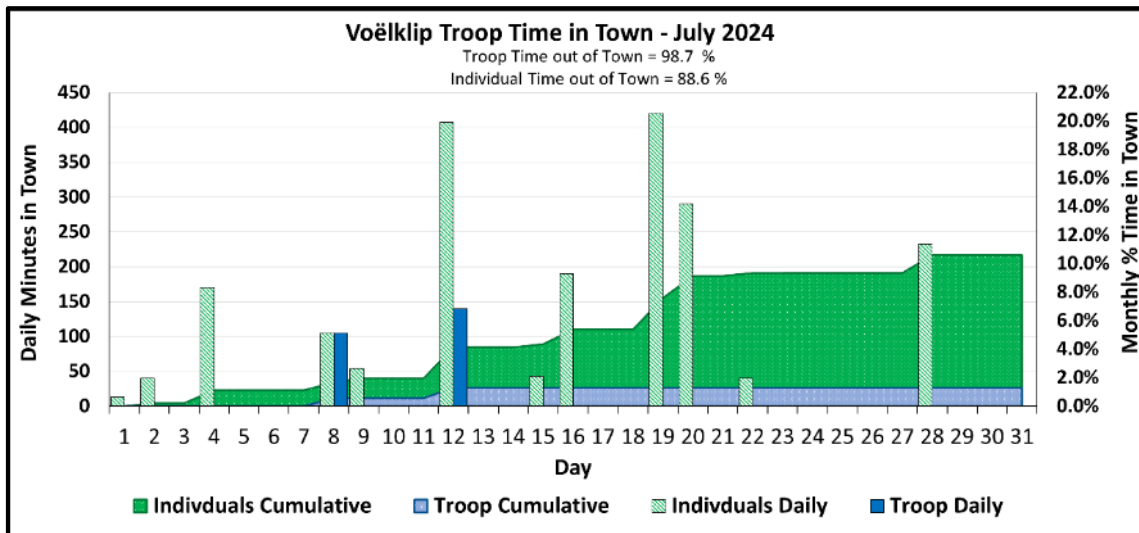


Figure 3. The Voëlklip Troop Time out of Town summary graph for July 2024.

## VOGELGAT TROOP

### IN TOWN STATISTICS

- Time out of Town for the troop remained at 100% during July.
- Time out of Town for individuals remained at 100% during July.

	% Out of Town	% Up or Down from Previous Month	Days Entered	Total Time in Town	Avg Time in Town per day	Max Daily Time in Town	Min Daily Time in Town
<b>Troop</b>	100.0	0.0	0	0:00	0:00	0:00	0:00
<b>Individuals</b>	100.0	0.0	0	0:00	0:00	0:00	0:00

Table 2. In Town Statistics for the Vogelgat Troop for July 2024. Time is expressed in hours and minutes. Average daylength in July was 10 hours and 6 minutes.

### NOTEWORTHY INCIDENTS

- A juvenile male baboon was struck and killed by a motor vehicle along the R43. The incident occurred on 21 July as the troop was crossing the road towards the mountains.
- No members of the Vogelgat Troop were observed, or reported, entering the urban area during July.

HWS: TROOP MONTHLY REPORT																																	
SECTOR		CLASSES OF BEHAVIOUR																															
OVERSTRAND		1	In urban area	4	Attacking pets	7	Threatening behaviour/ attacking/ stealing food																										
BABOON TROOP:		2	Raid bins	5	Raid unoccupied house or vehicle	8	Breaking & Entering/Damaging property																										
MONTH: July		3	Non malicious damage	6	Raid occupied house or vehicle	9	Nocturnal Raiding																										
YEAR: 2024																																	
BABOON ID	Sex	1	2	3	4	5	6	7	8	9	10	11	12	13	14	15	16	17	18	19	20	21	22	23	24	25	26	27	28	29	30	31	TOTAL
Troop																																	
UnID Male	M																																
UnID Males	M																																
UnID Females	F																																
UnID Female	F																																
UnID Individual																																	
UnID Individuals																																	
UnID Juveniles																																	
UnID Juvenile																																	
%	TIME SPENT IN TOWN (Minutes)																													HRS			
Troop	0.0																																0.00
Individuals	0.0																																0.00
Roost:	AM	?	?	20	4	?	?	?	?	?	?	15	?	?	20	?	19	19	19	?	?	19	15	?	?	?	19	?	?	19	?	?	
Roost:	PM	?	20	4	?	?	?	?	?	?	15	?	?	20	?	19	19	19	?	?	19	15	?	?	?	19	?	?	19	?	?		
Roost Sites	1	Baboon Castle				2	18th Ave Kloof				3	11th Ave Kloof				4	10th Ave Kloof				5	Uitkyk Punt											
	6	Vogelgat Nature Reserve				7	Halfway Ridge				8	Bosklip				9	Groot Uitkyk				10	1st Kloof											
	11	2nd Kloof				12	3rd Kloof				13	4th Kloof				14	17th Avenue Kloof				15	Waterfall											
	16	A Shape				17	Bitterbiesie				18	Maanskynkop				19	Stillwaters				20	Maanskynbaai SS											
	21	Lagoon SS				22	Southwinds				23	Blue Crane				?	Unknown																
	?																																
ID Features of Baboons																																	
General remarks	Please note that the numbers in red indicate non-urban raids or incursions.																																

Figure 4. The Vogelgat Troop incident sheet for July 2024.

## ONRUS TROOP

### IN TOWN STATISTICS

- Time out of Town for the troop remained at 100% during July.
- Time out of Town for baboons remained at 100% during July.

	% Out of Town	% Up or Down from Previous Month	Days Entered	Total Time in Town	Avg Time in Town per day	Max Daily Time in Town	Min Daily Time in Town
<b>Troop</b>	100.0	0.0	0	0:00	0:00	0:00	0:00
<b>Individuals</b>	100.0*	0.0	0	0:00	0:00	0:00	0:00

Table 3. In Town Statistics for the Onrus Troop for July 2024. Time is expressed in hours and minutes. Average daylength in July was 10 hours and 6 minutes. \* Individuals present in town (indicated by collar readings) but were not observed leaving.

### NOTEWORTHY INCIDENTS

- During July the Onrus Troop spent the majority of its time in the eastern portion of its range, with activity centered around the Camphill Road Pig farm and the mountains above the Leopard Rock Estate. However the troop did spend two nights at the Hawston sleep site at the end of the month.
- On 26 July members of the Onrus Troop briefly entered the pig farm, however they did not managed to access any feed because the pigs had already consumed it.
- ONM2 and three other individuals entered Leopard Rock Estate and raided a bin on 13 July.

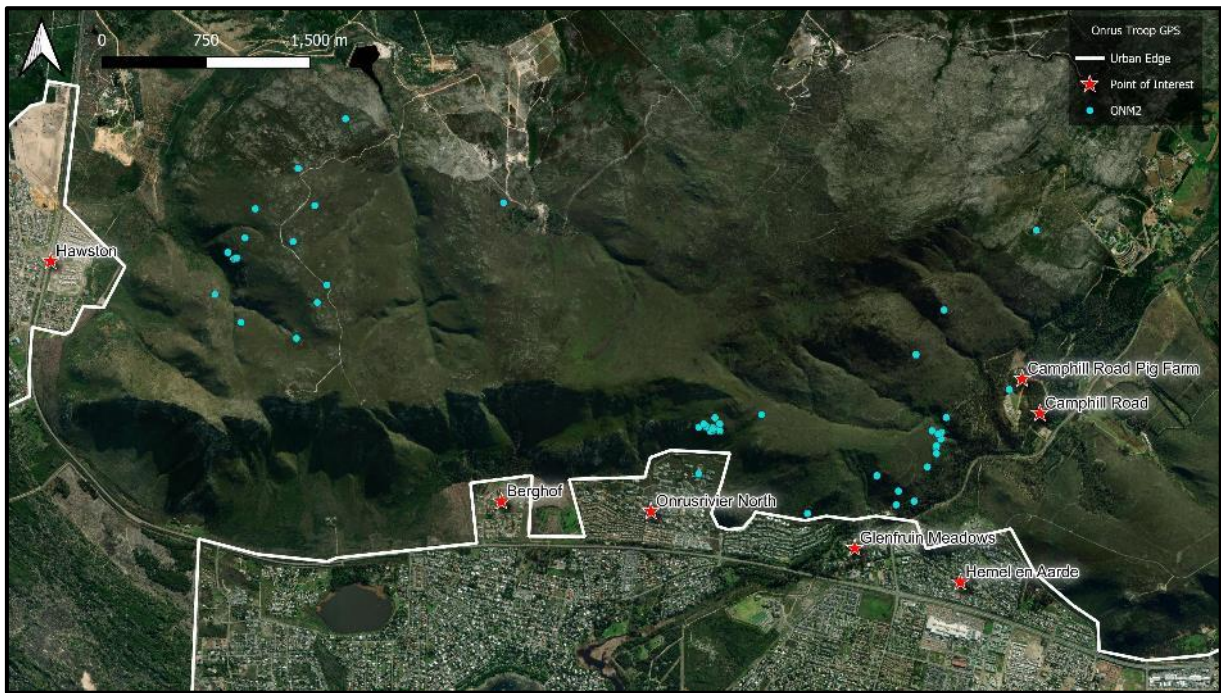


Figure 5. Map showing the movements (blue) of the Onrus Troop in July 2024 based on the GPS collar fitted to ONM2.

HWS: TROOP MONTHLY REPORT																																			
SECTOR		CLASSES OF BEHAVIOUR																																	
OVERSTRAND		1	2	3	4	5	6	7	8	9	10	11	12	13	14	15	16	17	18	19	20	21	22	23	24	25	26	27	28	29	30	31	TOTAL		
BABOON TROOP:	ONRUS	1	In urban area	4	Attacking pets	7	Threatening behaviour/ attacking/ stealing food																												
MONTH: July	YEAR: 2024	2	Raid bins	5	Raid unoccupied house or vehicle	8	Breaking & Entering/Damaging property																												
		3	Non malicious damage	6	Raid occupied house or vehicle	9	Nocturnal Raiding																												
BABOON ID	Sex	1	2	3	4	5	6	7	8	9	10	11	12	13	14	15	16	17	18	19	20	21	22	23	24	25	26	27	28	29	30	31	TOTAL		
Troop																																			
ONM2	M																																		
UnID Male	M																																		
UnID Males	M																																		
UnID Females	F																																		
UnID Female	F																																		
UnID Individual																																			
UnID Individuals														2																				1	
UnID Juveniles																																			
UnID Juvenile																																			
	%	TIME SPENT IN TOWN (Minutes)																													HRS				
Troop	0.0																																		0.00
Individuals	0.0													*																					0.00
Roost:	AM	3	3	?	4	4	4	4	?	?	?	?	4	4	1	4	3	3	3	?	?	?	?	3	4	3	3	4	?	?	1	5			
Roost:	PM	3	?	4	4	4	4	?	?	?	?	4	4	2	4	3	3	3	?	?	?	?	3	4	3	3	4	?	?	1	5	5			
Roost Sites						1	Leopard Rock					2	Owl Rock					3	Waterfall					4	CampPhill					5	Hawston				
ID Features of Baboons						6	Berghof					?	Unknown																						
General remarks	Please note that the numbers in red indicate non-urban raids or incursions.																																		

Figure 6. The Onrus Troop incident sheet for July 2024.

## HAMILTON RUSSELL

- The Hamilton Russell Troop was observed infrequently during July. Direct observations of the troop were made on only four days during the month.
- The Hamilton Russell Troop was most frequently seen in the afternoon when it moved towards its sleep site in the Volmoed Valley.



## VIRTUAL FENCE

- The virtual fence was used on nine occasions during July.
- Three of the activations were used to deter the Onrus Troop, while the other activations were made to deter the Voëlkliip Troop.

## GENERAL COMMENTS

### POPULATION CHARACTERISTICS

One death was recorded during July. A juvenile male baboon was struck and killed by a vehicle on the R43. This is the seventh baboon killed by a car along this stretch of road since August 2020. No births or migrations were recorded in the managed troops in the Overstrand East during July.

Troop	October	June	June	June	June	June	July 2024			Total observed Births (1 July 2024 to 31 July 2024)	Total observed Deaths (1 July 2024 to 31 July 2024)	Total observed Migrations (1 July 2024 to 31 July 2024)
	2019	2020	2021	2022	2023	2024	Births	Deaths	Emigration / Immigration			
Voëlkliip	29	29	27	37	39	43	0	0	0	0	0	0
Vogelgat	N/A	22*	29	27	27*	23	0	1	0	0	1	0
Onrus	N/A	N/A	25*	24*	24*	25	0	0	0	0	0	0
Hamilton Russel	N/A	N/A	21*	25	25*	27	0	0	0	0	0	0
<b>Total</b>	<b>29</b>	<b>51</b>	<b>102</b>	<b>113</b>	<b>115</b>	<b>118</b>	<b>0</b>	<b>1</b>	<b>0</b>	<b>0</b>	<b>1</b>	<b>0</b>

**Table 4.** Population data for the managed troops in the Overstrand in July 2024. Emigration and Immigration figures show animal movements between troops. \* Troop sizes were estimated when accurate counts were not feasible. Note: **Troop numbers are counted twice a year in December and June.** Troop numbers are not updated during the year by just counting births and deaths, because these may occur without being observed by field rangers.

Deaths	2019/20 (October - June)	2020/21 (July - June)	2021/22 (July 2021 - June 2022)	2022/23 (July 2022 - June 2023)	2023/24 (July 2023 - June 2024)	2024/25 (July 2024 - June 2025)	July 2024	TOTAL (since October 2019)
Management	3	0	1	0	0	0	0	4
Human Induced (HID)	1	2	9	10	1	1	1	24
Direct *	1	2	8	8	1	1	1	21
Indirect **	0	0	1	1	0	0	0	2
Natural	2	7	7	4	3	0	0	23
Unknown	0	0	2	2	1	0	0	5
<b>TOTAL DEATHS</b>	<b>6</b>	<b>9</b>	<b>19</b>	<b>16</b>	<b>5</b>	<b>1</b>	<b>1</b>	<b>56</b>

**Table 5.** Causes of baboon deaths since December 2019; \*Deaths caused directly by humans, such as motor vehicle accidents, shooting, poisoning and dogs. \*\*Deaths caused indirectly by humans such as electrocutions and fire.

## HOTLINE DATA

A total of twenty-seven hotline calls were received during July, with all calls received regarding the Voëlklip Troop. The majority of hotline calls came from the Hermanus Heights (12), with the majority of calls reporting baboon locations in the urban area (18). The remaining calls reported three occupied house incursions, two bin raids, and three enquires, comments, or feedback.

Troop	Number of Calls received	Area	Types of Call
Voëlklip Troop	27	<ul style="list-style-type: none"> <li>Hermanus Heights (12)</li> <li>Fernkloof (7)</li> <li>Voëlklip (8)</li> </ul>	<ul style="list-style-type: none"> <li>Reporting Baboon location (18)</li> <li>Bin raid (2)</li> <li>Occupied House Raid (3)</li> <li>Enquiries/Comments (3)</li> </ul>

Table 6. Overstrand East hotline call data for July 2024.

## RECORDED INCURSIONS

A total of fifty-four incursions were recorded during July. This is a highly significant increase in incursion behaviour. This is the highest number of incursions in the eastern Overstrand since June 2023. Almost all of the incursions were attributed to the Voëlklip Troop, with only two incursions attributed to the Onrus Troop. The majority of incursions record baboons in the urban area, with two occupied house incursions and eight bin raids. It should be noted that whilst there were a high number of incursions during July, the majority of the incursions were non-assertive, with only two occupied house incursions recorded.

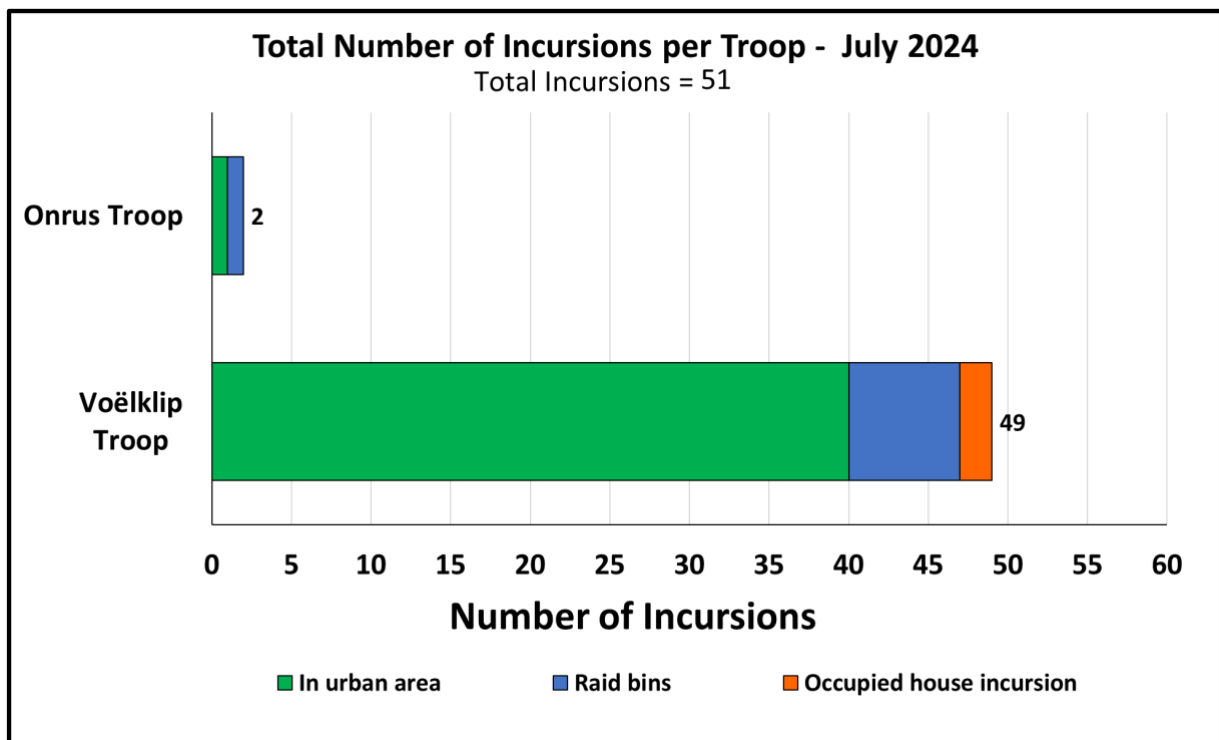


Figure 7. Graph showing incursion behaviour of managed troops in the eastern Overstrand in July 2024.

## PERCENTAGE TIME OUT OF TOWN

The average time spent out of town by troops in the eastern Overstrand during July decreased slightly, from 100% to 99.7%. Similarly, Individual time out of town decreased from 99.6% to 97.2% due to the increased amount of time spent in town by individual members of the Voëlklip Troop (5h 3min in June to 35h 37min in July).

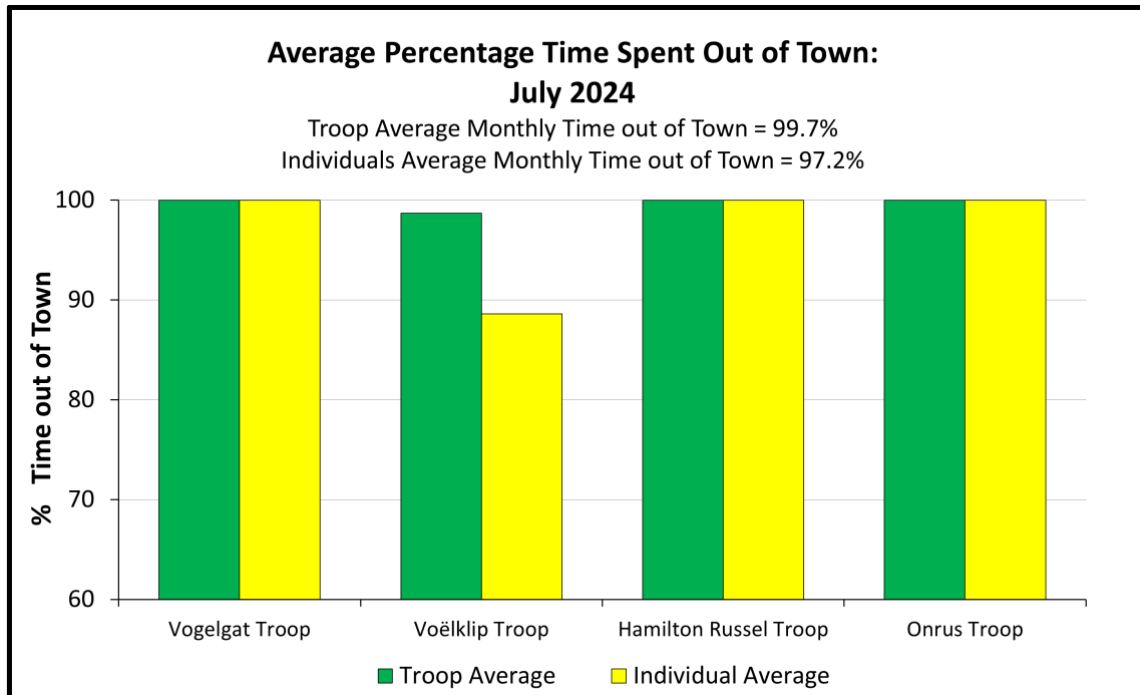


Figure 7. Percentage time the managed baboon troops and individuals spent out of town during July 2024.

## RECOMMENDATIONS

- **Waste and recycling collection should be prioritized** to take place in the early mornings and starting on the edge of town and working inwards.
- Residents should **not** put out their waste **the night before** collection day because this may encourage baboons to raid that evening or early the next morning.
- **Refuse bags** should never be left lying open on the sidewalk and easily available to baboons.
- All bins used in baboon effected areas should be **baboon-proof and locked**.
- **Open vegetable gardens** should be baboon proofed.
- Ripening fruits should be removed from fruiting trees.
- Residents are strongly discouraged from feeding wildlife, including birds. Bird seed is a powerful attractant for baboons.
- Residents are encouraged to record and report the feeding of wildlife to the municipality, CapeNature, or to the baboon hotline (072 028 0008).
- Dogs should always be on a leash when walking in an area where baboons July be present. This is mandatory in the Fernkloof Nature Reserve.

## **CONCLUSION**

The behaviour of the Voëlklip Troop deteriorated significantly when compared to recent months. Individual time in town increase hugely, with baboons spending 35 hours and 37 minutes in town during July. Additionally, the whole troop was present in town on two occasions, spending approximately four hours in the urban area. Lastly, the number of incursions committed by members of the Voëlklip Troop was significantly higher than any other month in the past year. This shift in behaviour was most probably attributable to several factors, with the most prominent being the conflict between the adult males in the troop. The extremely cold and wet weather experienced in the Overstrand over the past month was likely also a major contributing factor. With regards to the conflict between the males in the troop, it is noteworthy that the two younger males (one natal and one intruder) seem to have finally succeeded in totally excluding the old alpha male (UNKM1) from the troop, because he was only seen on two brief occasions during July and not at all since 5 July.

When one excludes the behaviour of the Voëlklip Troop, the behaviour of the other managed troops in the eastern Overstrand remained positive. These three troops were absent from the urban area for the entirety of the month, with only a few individuals from the Onrus Troop entering the urban area very briefly on one day. Unfortunately, another baboon from the Vogelgat Troop was killed by a motor vehicle, becoming the seventh baboon since management of this troop began.

### **Human Wildlife Solutions**