

©Human Wildlife Solutions

# **Human Wildlife Solutions**

## **Overstrand**

### **Monthly Report**

**March 2024**

**TABLE OF CONTENTS:**

**TABLE OF CONTENTS:..... 2**

**INTRODUCTION ..... 3**

**OVERSTRAND EAST TROOPS ..... 3**

**VOËLKLIP TROOP ..... 3**

**VOGELGAT TROOP..... 6**

**ONRUS TROOP ..... 7**

**HAMILTON RUSSEL TROOP ..... 8**

**GENERAL COMMENTS ..... 8**

**POPULATION CHARACTERISTICS..... 8**

**HOTLINE DATA ..... 9**

**RECORDED INCURSIONS ..... 9**

**PERCENTAGE TIME OUT OF TOWN ..... 9**

**RECOMMENDATIONS ..... 10**

**CONCLUSION ..... 11**

## INTRODUCTION

This monthly report covers the period from 1 March to 31 March 2024.

The Voëlklip Troop continued to use the western portion of their home range, moving almost as far west as the Hemel-en-Aarde Road west of Patryskloof. The new male, VKM6U, was observed frequently around the Voëlklip Troop. The continuous presence of VKM6U led to prolonged confrontation with the resident alpha male, UNKM1, whereby they engaged in many chases and inter-male fights. As part of this conflict, it is suspected that VKM6U engaged in infanticide; a deceased infant was observed being carried by its mother on 13 March. Whilst the troop spent the majority of its time beyond the urban edge, three troop members did manage to access town very briefly on one occasion during the month.

There is little to be said concerning both the Vogelgat and Hamilton-Russell Troops. Both of these troops were entirely absent from town during March. The Vogelgat Troop did exhibit a contracted foraging range during March, with the troop heavily utilizing the mountain side directly above the Hermanus Yacht Club.

The Onrus Troop was again seen in close proximity to the urban edge on several occasions during March, and in particular around the Glen Fruin Meadows Estate. On a positive note, whilst the troop continued to use the area around the pig farm extensively during the month, members from the troop were able to enter very briefly on only one occasion, thanks to the efforts of rangers tasked with monitoring the troop. Part of this success is attributable to the use of the virtual fence which was successfully used to deter both the Onrus and Voëlklip Troops from entering town on several occasions.

## OVERSTRAND EAST TROOPS

### VOËLKLIP TROOP

#### IN TOWN STATISTICS

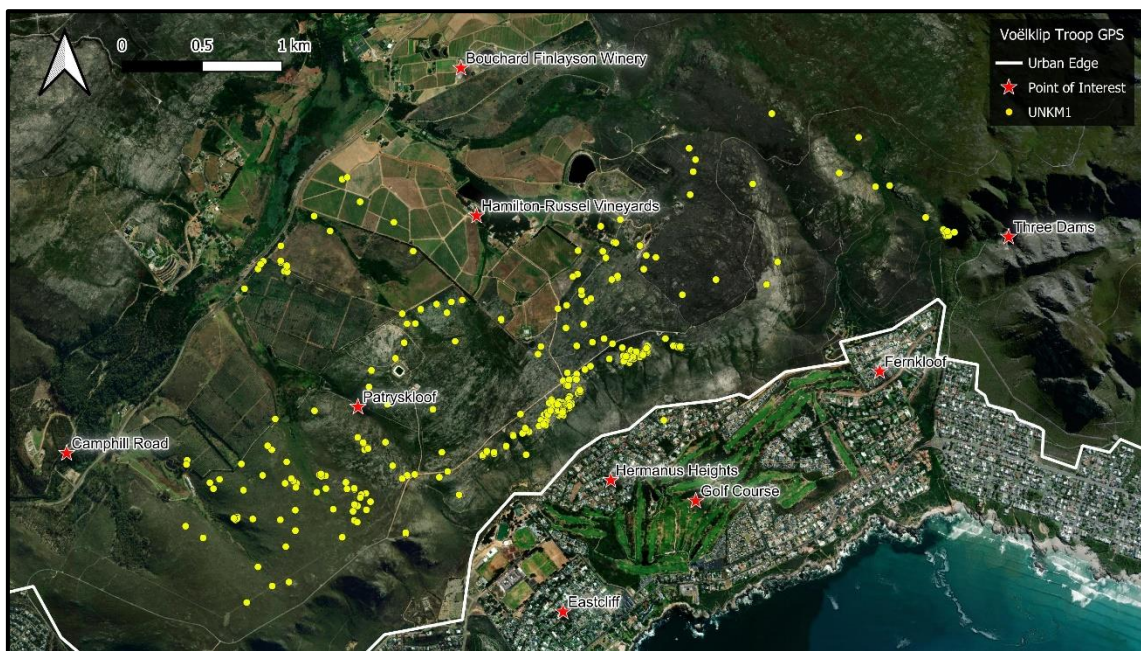
- Troop time out of town remained at 100% during March.
- Time out of town for individuals decreased from 100% during February to 99.8% in March.

	% Out of Town	% Up or Down from Previous Month	Days Entered	Total Time in Town	Avg Time in Town per day	Max Daily Time in Town	Min Daily Time in Town
<b>Troop</b>	100.0	0.0	0	0:00	00:00	00:00	00:00
<b>Individuals</b>	99.8	-0.2	1	0:45	0:45	00:45	00:45

**Table 1.** In Town Statistics for the Voëlklip Troop for March 2024. Time is expressed in hours and minutes. Average daylength in March was 12 hours and 15 minutes.

## NOTEWORTHY INCIDENTS

- Individuals from the Voëlklip Troop were present in town and spent approximately 45 minutes in the urban area on the evening of 23 March. No bin raids or house incursions were recorded during this brief period in town.
- The Voëlklip Troop used the sleep site above Erica Close intensively this month. While based here, the troop foraged primarily in the western portion of its home range.
- UNKM1 and VKM6U were observed in frequent confrontations over the course of the month. VKM6U spent most of the month closely shadowing the troop, often interacting with VKF5 and another unidentified female. Several copulation events between VKM6U and the latter female were noted.
- On 7 March, VKM6U was observed attempting to snatch and kill an infant from one of the adult females. Over the course of the month several observations of attempted infanticide by VKM6U were made. This was likely the cause of death of a dead infant seen being carried by its mother on 13 March.
- VKM6U was absent from the Voëlklip Troop from 24 March until 30 March. It is unclear where VKM6U was during this absence.
- On 1 March a large troop of at least 40 individuals was seen above Newton-Johnson Vineyards. It is suspected that this was the Mountain Rose Troop.



**Figure 1.** Map showing the movements of the Voëlklip Troop in March 2024 based on the GPS collar fitted to UNKM1.

HWS: TROOP MONTHLY REPORT																																																												
SECTOR		CLASSES OF BEHAVIOUR																																																										
OVERSTRAND		1 In urban area	4 Attacking pets	7 Threatening behaviour / attacking/ stealing food																																																								
BABOON TROOP: Voëlklip	VOËLKLIIP	2 Raid bins	5 Raid unoccupied house or vehicle	8 Breaking & Entering/Damaging property																																																								
MONTH: March	YEAR: 2024	3 Non malicious damage	6 Raid occupied house or vehicle	9 Nocturnal Raiding																																																								
BABOON ID	Sex	1	2	3	4	5	6	7	8	9	10	11	12	13	14	15	16	17	18	19	20	21	22	23	24	25	26	27	28	29	30	31	TOTAL																											
Troop																																																												
UNKM1 GREEN TAG	M																																		1																									
VKM6U	M																																																											
VKF4 YELLOW TAG	F																																																											
VKF5 RED TAG	F																																		1																									
VKF1 GREEN TAG	F																																																											
VKF6 ORANGE TAG	F																																																											
VKF7 PINK TAG	F																																																											
UnID Male	M																																																											
UnID Sub-Male																																																												
UnID Sub-Males	M																																																											
UnID Males	M																																																											
UnID Females	F																																																											
UnID Female	F																																		1																									
UnID Individuals																																																												
UnID Juveniles																																																												
%	TIME SPENT IN TOWN (Minutes)																														HRS																													
Troop	0.0																																		0.00																									
Individuals	0.2																																		0.75																									
Roost:	AM	18	18	18	18	2	2	2	2	2	18	18	18	18	4	18	18	18	5	18	18	18	18	18	18	18	18	18	18	18	18	18	18																											
Roost:	PM	18	18	18	2	2	2	2	2	18	18	18	18	4	18	18	18	5	18	18	18	18	18	18	18	18	18	18	18	18	18	18	18																											
Roost Sites	1	Golf Course											2	Heights Dam											3	Green Kloof											4	Platte Klip											5	Adder Ladder										
	6	Lower Dam											7	Middle Dam											8	Upper Dam											9	Dragon's Back											10	Droë Kloof										
	11	Blaaie Kloof											12	Big Titanic/Cave											13	Small Titanic											14	10th Ave Kloof											15	11th Ave Kloof										
	16	A-Shape											17	Bos Klip											18	Hermanus Heights											19	Steyn's Kloof											20	In Town										
	21	Tallie's Kloof											22	Kanonkop											23	BHB Waterfall											24	Roorklip											25	ZigZag										
	26	9th Avenue Kloof											27	Shade Rock											28	BOSKO											29	Groot Uitkyk											?	Unknown										
ID Features of Baboons																																																												
General remarks																																																												

Figure 2. The Voëlklip Troop incident sheet for March 2024.

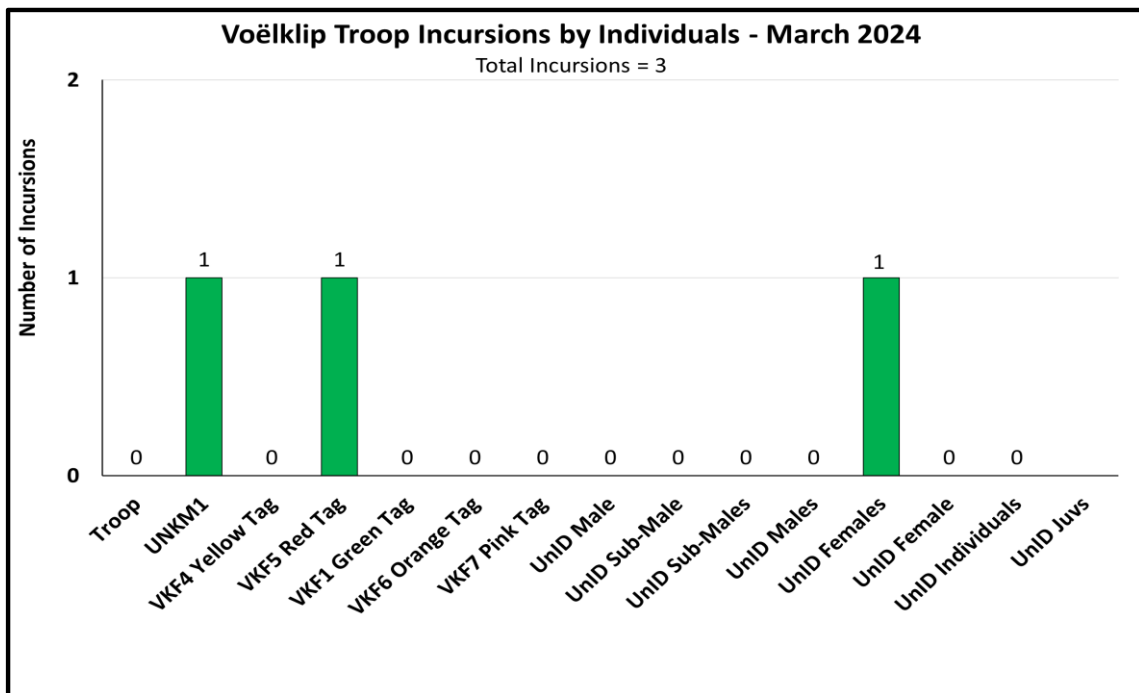


Figure 3. The Voëlklip Troop Incursion Summary graph for March 2024.

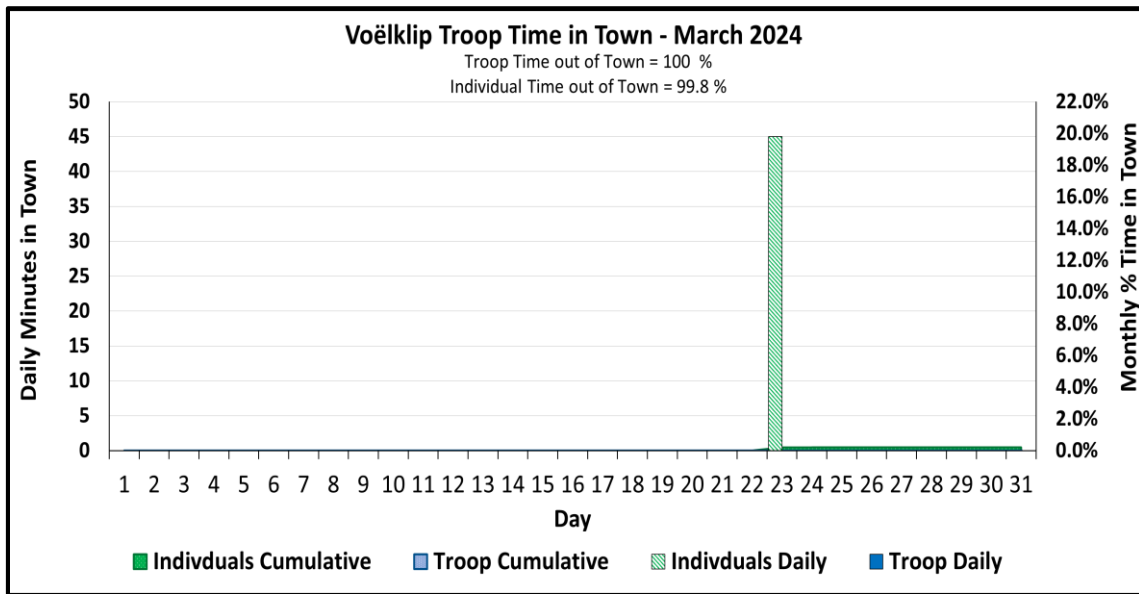


Figure 4. The Voëklip Troop Time out of Town Summary graph for March 2024.

## VOGELGAT TROOP

### IN TOWN STATISTICS

- Time out of Town for the troop remained at 100% during March.
- Time out of Town for individuals remained at 100% during March.

	% Out of Town	% Up or Down from Previous Month	Days Entered	Total Time in Town	Avg Time in Town per day	Max Daily Time in Town	Min Daily Time in Town
<b>Troop</b>	100.0	0.0	0	0:00	0:00	0:00	0:00
<b>Individuals</b>	100.0	0.0	0	0:00	0:00	0:00	0:00

Table 2. In Town Statistics for the Vogelgat Troop for March 2024. Time is expressed in hours and minutes. Average daylength in March was 12 hours and 15 minutes.

### NOTEWORTHY INCIDENTS

- No members of the Vogelgat Troop entered the urban area during March.
- The Vogelgat Waterfall Troop was observed foraging very close to the Vogelgat Troop on 4 March near Lagoon Edge.
- The Vogelgat Waterfall Troop was seen on three days during March.

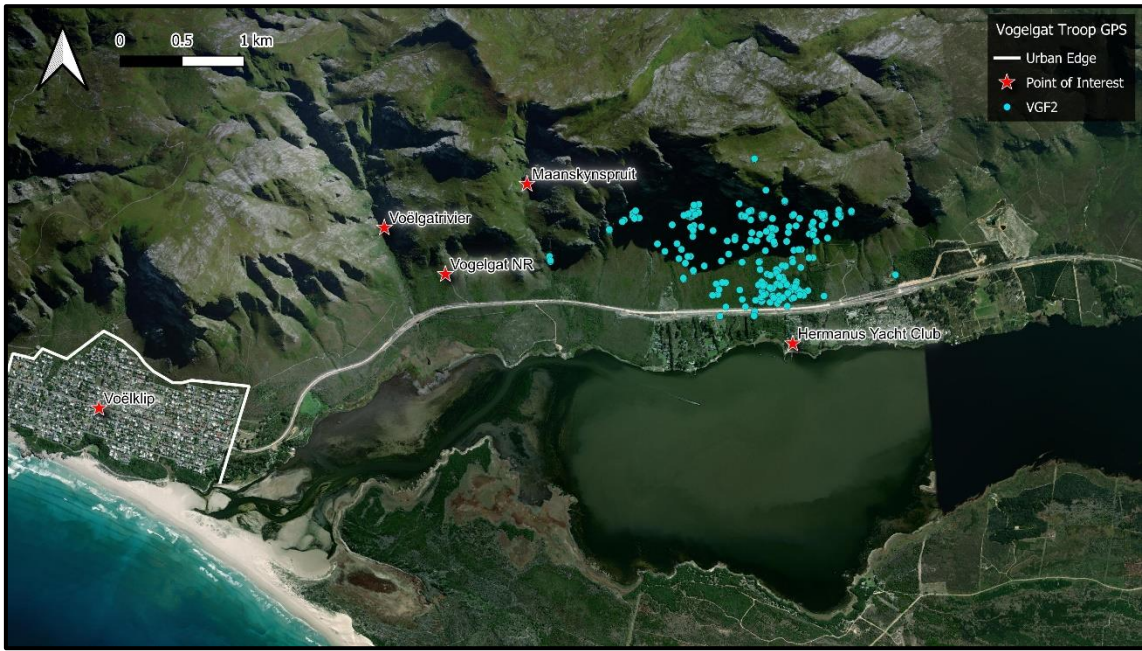


Figure 5. Map showing the movements of the Vogelgat Troop in March 2024 based on the GPS collar fitted to VGF2.

SECTOR		CLASSES OF BEHAVIOUR																																							
OVERSTRAND		1	2	3	4	5	6	7	8	9	10	11	12	13	14	15	16	17	18	19	20	21	22	23	24	25	26	27	28	29	30	31	TOTAL								
BABOON TROOP:	VOGELGAT	1 In urban area		4 Attacking pets		7 Threatening behaviour/ attacking/ stealing food		2 Raid bins		5 Raid unoccupied house or vehicle		8 Breaking & Entering/Damaging property		3 Non malicious damage		6 Raid occupied house or vehicle		9 Nocturnal Raiding																							
MONTH: March	YEAR: 2024																																								
BABOON ID	Sex	1	2	3	4	5	6	7	8	9	10	11	12	13	14	15	16	17	18	19	20	21	22	23	24	25	26	27	28	29	30	31	TOTAL								
Troop																																									
UnID Male	M																																								
UnID Males	M																																								
UnID Females	F																																								
UnID Female	F																																								
UnID Individual																																									
UnID Individuals																																									
UnID Juveniles																																									
UnID Juvenile																																									
	%	TIME SPENT IN TOWN (Minutes)																															HRS								
Troop	0.0																																		0.00						
Individuals	0.0																																		0.00						
Roost:	AM	18	19	18	22	22	18	22	22	?	?	?	21	21	19	21	19	?	?	19	19	19	18	21	?	?	18	?	22	15	18	21									
Roost:	PM	19	18	22	22		18	22	?	?	?	21	21	19	21	19	?	?	19	19	19	18	21	?	?	18	?	22	15	18	21	17									
Roost Sites		1 Baboon Castle		2 18th Ave Kloof		3 11th Ave Kloof		4 10th Ave Kloof		5 Uitkyk Punt		6 Vogelgat Nature Reserve		7 Halfway Ridge		8 Bosklip		9 Groot Uitkyk		10 1st Kloof		11 2nd Kloof		12 3rd Kloof		13 4th Kloof		14 17th Avenue Kloof		15 Waterfall		16 A Shape		17 Bitterbiesie		18 Maanskynekop		19 Stillwaters		20 Maanskynebaai SS	
		21 Lagoon SS		22 Southwinds		?		Unknown																																	
ID Features of Baboons																																									
General remarks		Please note that the numbers in red indicate non-urban raids or incursions.																																							

Figure 6. The Vogelgat Troop incident sheet for March 2024.

## ONRUS TROOP

- The Onrus Troop was observed on 27 Days during February.
- On 5 March a hotline call reported the troop was in the vicinity of Southern Right Wines, to the east of the Hemel-en-Aarde Road.
- Members of the Onrus Troop were seen around Glen Fruin Meadow Estate towards the end of the month. Three reports of baboon activity were received from this area. One hotline report informed HWS that the baboons were seen foraging on fruiting olive trees in the area before moving back towards the mountains.

- As with the previous few months, the ranging activity of the Onrus Troop was centered around the pig farm. The troop was observed in the vicinity of the pig farm on 21 days. Despite the large amount of time the troop spent in the region of the pig farm, only one member of the troop (a sub-adult male) was seen accessing food on the farm for eight minutes on one day during the month.

## HAMILTON RUSSELL

- The Hamilton Russell Troop was observed on nineteen days during the month.
- The Hamilton Russell Troop was most often seen between the De Bos Dam and La Vierge Winery. The troop foraged extensively in the De Bos Dam Valley.

## VIRTUAL FENCE

- The virtual fence was used on five days during March. Three activations were used to deter the Voëlklip Troop whereas two were used for the Onrus Troop.

## GENERAL COMMENTS

### POPULATION CHARACTERISTICS

No births were recorded in managed troops in the Overstrand East during March. Additionally, no migration activity was noted during the month. One death was recorded in the Voëlklip Troop; a deceased infant was observed being carried by its mother on 13 March. The cause of death was most likely infanticide by VKM6U.

Troop	October	June	June	June	June	January	March 2024			Total observed Births (1 July 2023 to 31 March 2024)	Total observed Deaths (1 July 2023 to 31 March 2024)	Total observed Migrations (1 July 2023 to 31 March 2024)
	2019	2020	2021	2022	2023	2023	Births	Deaths	Emigration / Immigration			
Voëlklip	29	29	27	37	39	44	0	1	0	3	1	0
Vogelgat	N/A	22*	29	27	27*	17	0	0	0	0	1	0
Onrus	N/A	N/A	25*	24*	24*	18	0	0	0	0	0	0
Hamilton Russel	N/A	N/A	21*	25	25*	31	0	0	0	0	0	0
<b>Total</b>	<b>29</b>	<b>51</b>	<b>102</b>	<b>113</b>	<b>115</b>	<b>110</b>	<b>0</b>	<b>1</b>	<b>0</b>	<b>3</b>	<b>2</b>	<b>0</b>

**Table 3.** Population data for the managed troops in the Overstrand in March 2024. Emigration and Immigration figures show animal movements between troops. \* Troop sizes estimated, not able to get accurate counts. Note: **Troop numbers are counted twice a year in December and June.** Troop numbers are not updated during the year by just counting births and deaths, because these may occur without being observed by field rangers.



Deaths	2019/20 (October - June)	2020/21 (July - June)	2021/22 (July 2021 - June 2022)	2022/23 (July 2022 - June 2023)	2023/24 (July 2023 - June 2024)	March 2024	TOTAL (since October 2019)
Management	3	0	1	0	0	0	4
Human Induced (HID)	1	2	9	10	1	0	22
Direct *	1	2	8	8	1	0	19
Indirect **	0	0	1	1	0	0	2
Natural	2	7	7	4	1	1	20
Unknown	0	0	2	2	0	0	4
<b>TOTAL DEATHS</b>	<b>6</b>	<b>9</b>	<b>19</b>	<b>16</b>	<b>2</b>	<b>1</b>	<b>52</b>

**Table 4.** Causes of baboon deaths since December 2019; \*Deaths caused directly by humans, such as motor vehicle accidents, shooting, poisoning and dogs. \*\*Deaths caused indirectly by humans such as electrocutions and fire.

## HOTLINE DATA

A total of fourteen hotline calls were received during March (**Table 5**). Eight calls originated in managed areas, the majority of which (6) were made concerning the location or activity of baboons beyond the urban edge. Six calls were received from unmanaged areas, namely Cape Town, Pringle Bay, Betty's Bay, and Rooiels.

Troop	Number of Calls received	Area	Types of Call
Onrus Troop	4	<ul style="list-style-type: none"> <li>Onrus (3)</li> <li>Hemel-en-Aarde (1)</li> </ul>	<ul style="list-style-type: none"> <li>Reporting Baboon location (4)</li> </ul>
Voëlklip Troop	4	<ul style="list-style-type: none"> <li>Hamilton-Russel (3)</li> <li>Fernkloof (1)</li> </ul>	<ul style="list-style-type: none"> <li>Non-urban raid (1)</li> <li>Reporting baboon location (3)</li> </ul>
Unmanaged Troops	6	<ul style="list-style-type: none"> <li>Pringle Bay (3)</li> <li>Betty's Bay (1)</li> <li>Constantia (1)</li> <li>Rooiels (1)</li> </ul>	

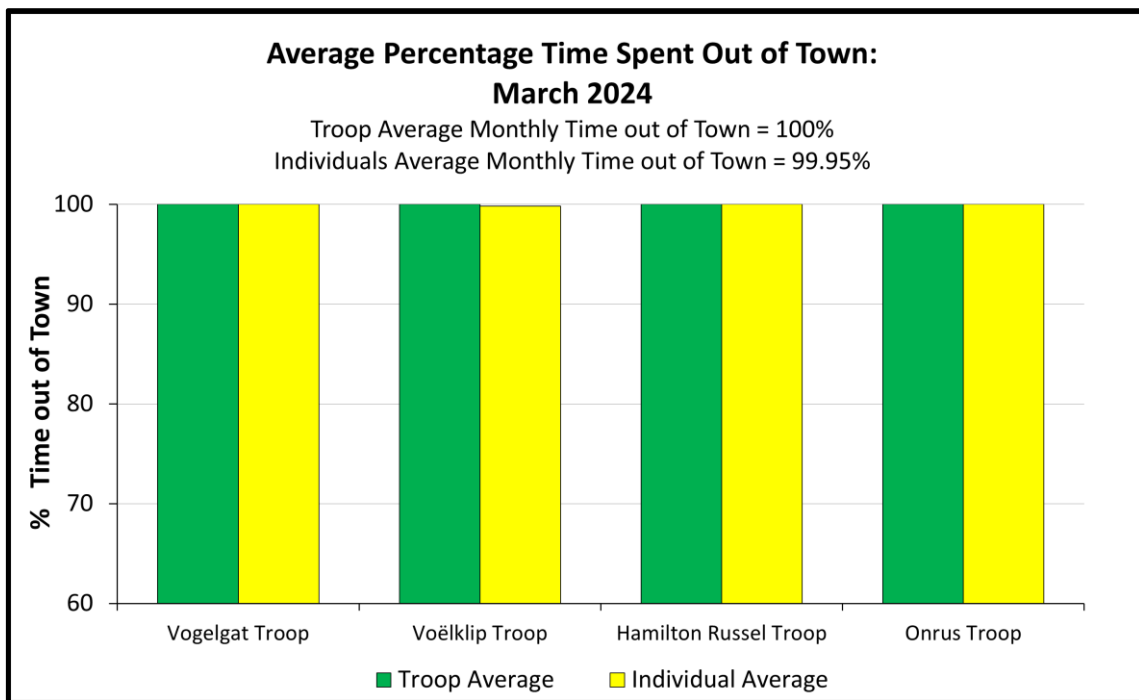
**Table 5.** Overstrand hotline call data for March 2024.

## RECORDED INCURSIONS

Individuals from the Voëlklip Troop were present in town on one day during the month. Three individuals, including UNKM1, were in town for approximately 45 minutes. During this time no incursions were recorded.

## PERCENTAGE TIME OUT OF TOWN

The average time out of town by troops in the eastern Overstrand during March remained at 100%. Individual time out of town decreased very slightly due to the presence in town of three members of the Voëlklip Troop for 45 minutes. As result individual time out of town decreased to 99.95%.



**Figure 7.** Percentage time the managed baboon troops and individuals spent out of town during March 2024.

## **RECOMMENDATIONS**

- **Waste and recycling collection should be prioritized** to take place in the early mornings and starting on the edge of town and working inwards.
- Residents should **not** put out their waste **the night before** collection day because this may encourage baboons to raid that evening or early the next morning.
- **Refuse bags** should never be left lying open on the sidewalk and easily available to baboons.
- All bins used in baboon effected areas should be **baboon-proof and locked**.
- **Open vegetable gardens** should be baboon proofed.
- Ripening fruits should be removed from fruiting trees.
- Residents are strongly discouraged from feeding wildlife, including birds. Bird seed is a powerful attractant for baboons.
- Residents are encouraged to record and report the feeding of wildlife to the municipality, CapeNature, or to the baboon hotline (072 028 0008).
- Dogs should always be on a leash when walking in an area where baboons may be present. This is mandatory in the Fernkloof Nature Reserve.

## **CONCLUSION**

Despite the brief time spent in town by three members of the Voëlklip Troop, baboon management maintained very positive results for all managed troops in the Overstrand East during March. The number of hotline calls was slightly higher compared to February, however, the majority of these calls referred to baboon activity beyond the urban edge.

The reduction in the amount of time spent at the pig farm by members of the Onrus Troop was also very positive. Reducing the reliance of the troop on this food source improves the welfare of the troop by reducing the risk of disease and injury associated with the farm. Similarly, not having baboons visit the pig farm will also improve the welfare of the pigs.

The presence of VKM6U around the Voëlklip Troop has had some negative effects, the most obvious being the case of suspected infanticide, a type of behavior that is common when immigrant males attempt to integrate into a new troop (Zipple *et al.*, 2017). This is likely to have significant effects on the level of stress felt within the troop, specifically in female baboons (Engh *et al.*, 2006). As a result of this elevated level of stress within the troop the potential exists for the troop to make more attempts to enter town in search of nutrient dense human derived foodstuffs (HDF's). It is important that this behaviour not be allowed to return.

### **Human Wildlife Solutions**

## **REFERENCES**

- Engh, A.L., Beehner, J.C., Bergman, T.J., Whitten, P.L., Hoffmeier, R.R., Seyfarth, R.M. and Cheney, D.L., 2006. Female hierarchy instability, male immigration and infanticide increase glucocorticoid levels in female chacma baboons. *Animal behaviour*, 71(5), pp.1227-1237.
- Zipple, M.N., Grady, J.H., Gordon, J.B., Chow, L.D., Archie, E.A., Altmann, J. and Alberts, S.C., 2017. Conditional fetal and infant killing by male baboons. *Proceedings of the Royal Society B: Biological Sciences*, 284(1847), p.20162561.