



Photo: © Human Wildlife Solutions

Human Wildlife Solutions

Overstrand

Monthly Report

January 2021

TABLE OF CONTENTS:

| | |
|---------------------------------------|----|
| TABLE OF CONTENTS:..... | 2 |
| 1 INTRODUCTION | 3 |
| 2 OVERSTRAND EAST TROOPS..... | 3 |
| 2.1 VOËLKLIP TROOP | 3 |
| 2.2 VOGELGAT TROOP..... | 5 |
| 2.3 ONRUS TROOP | 7 |
| 2.4 HAMILTON RUSSEL TROOP | 8 |
| 2.5 BIRTHS, DEATHS & MIGRATIONS | 8 |
| 3 OVERSTRAND WEST TROOPS..... | 8 |
| 3.1 PRINGLE BAY TROOP | 8 |
| 3.2 BIRTHS, DEATHS & MIGRATIONS | 11 |
| 4 GENERAL COMMENTS – ALL TROOPS | 12 |
| 4.1 POPULATION CHARACTERISTICS..... | 12 |
| 4.2 HOTLINE DATA | 12 |
| 4.3 PERCENTAGE TIME OUT OF TOWN | 15 |
| 4.4 RECOMMENDATIONS | 15 |
| 5 CONCLUSION | 16 |

1 INTRODUCTION

This monthly report covers the period from 1 to 31 January 2021. January is the peak of summer and as expected much fruit became ripe during this time. Voelklip suburb is well known for plentiful fruit trees especially figs. As experienced last year, fruiting trees provided a major attractant to baboons and consequently an increased time in town by baboons was observed.

Time out of town for the Voelklip Troop decreased from 100% in December to 98.5% in January. Time out of town for individuals decreased slightly from 92.8% in December to 92.5% in January. The troop slept in the central and eastern sleep sites and made use of the western sleepsites on a single occasion. A new male joined the troop on 17 January.

For the fifth consecutive month, the Vogelgat Troop spent 100% of its time out of town. This troop continued to spend much of its time within the Vogelgat and Maanschynkop Nature reserves, but a noted increase in attempts to approach the urban area was observed, especially towards the end of the month.

The Pringle Bay Troop spent 100% time out of town this month, while time out of town for individuals increased to 100%. No urban incursions were recorded for the troop in January. Only two non-urban incursions were recorded for individual baboons this month in comparison to seven last month. The troop roosted and foraged exclusively in the northern part of their home range and no interactions were recorded with neighbouring troops.

2 OVERSTRAND EAST TROOPS

2.1 VOËLKLIP TROOP

2.1.1 IN TOWN STATISTICS

- Time out of town for the troop decreased from 100% in December to 98.5% in January as the troop managed to enter town on two occasions in January.
- Time out of town for individuals decreased slightly from 92.8% in December to 92.2% in January.

2.1.2 NOTEWORTHY INCIDENTS

2.1.2.1 HERMANUS HEIGHTS & GOLF COURSE

- No house incursions or bin raids were reported in Hermanus Heights or the Golf course.

2.1.2.2 VOËLKLIP & FERNKLOOF

- One house incursion was reported on Contour Road in Fernkloof suburb.
- 14 House incursions were reported for Voëlklip suburb in January. Incursions occurred on 3rd, 5th, 6th, 8th, 9th, 10th and 11th Street as well as an incursion on 11th Avenue. Baboons mainly gained access to these houses through open doors or windows.
- Two bin raids were reported in Voëlklip suburb during January. On 11 January, baboons gained access to black bags that were left on the side walk and not placed in a bin.
- The hotline reported and additional four house incursions in January.



Figure 2.1: GPS locations of the Voëlklip Troop as determined by the GPS collar during January 2021.

2.1.2.3 GENERAL

- Much conflict was observed between the two males in the Voëlklip troop early in January, with both males observed chasing each other. On 17 January 2021 a new male (UNKM1) was seen with the troop. The two males were seen to chase the new male on multiple occasions. VGM1 was seen not using one of his hands and it is assumed that he injured his hand during a conflict with either VKM2 or UNKM1.
- On 23 January a dog that was off lead, chased baboons on the contour path above fourth avenue. No

physical contact was observed between the baboons and the dog. Dog owners are encouraged to only use designated dog-friendly routes and always keep dogs on a lead when in the reserve. This ensures the safety of the pet as well as the safety of the wildlife.

- On 26 January the troop was lost on the mountains above Tallie’s Kloof. They were not observed for the rest of the day.

| HWS: TROOP MONTHLY REPORT | | | | | | | | | | | | | | | | | | | | | | | | | | | | | | | | | | | | | | | | |
|---------------------------|--|------------------------------|----------------------|-------------|---------------------------------------|-------------|---|-------------|-----|--------------|----|------------------|----|------------|----|-----------|----|---------------|----|------------|-----|--------------|----|------------------|----|---------------|----|----------------|----|----------------|-----|---------|-------|----------|-----|------------------|-----|---------------|----|---------|
| SECTOR | | CLASSES OF BEHAVIOUR | | | | | | | | | | | | | | | | | | | | | | | | | | | | | | | | | | | | | | |
| OVERSTRAND | | 1 | In urban area | 4 | Attacking pets | 7 | Threatening behaviour/ attacking/ stealing food | | | | | | | | | | | | | | | | | | | | | | | | | | | | | | | | | |
| BABOON TROOP: VOËLKLIP | | 2 | Raid bins | 5 | Unoccupied house or vehicle incursion | 8 | Breaking & Entering/Damaging property | | | | | | | | | | | | | | | | | | | | | | | | | | | | | | | | | |
| MONTH: January YEAR: 2021 | | 3 | Non malicious damage | 6 | Occupied house or vehicle incursion | 9 | Nocturnal incursion | | | | | | | | | | | | | | | | | | | | | | | | | | | | | | | | | |
| BABOON ID | Sex | 1 | 2 | 3 | 4 | 5 | 6 | 7 | 8 | 9 | 10 | 11 | 12 | 13 | 14 | 15 | 16 | 17 | 18 | 19 | 20 | 21 | 22 | 23 | 24 | 25 | 26 | 27 | 28 | 29 | 30 | 31 | TOTAL | | | | | | | |
| Troop | | | | | | | | | | | | | | | | | | | | | | | | | | | | | | | | | | 1 | 2 | | | | | |
| VKM2 ALPHA | M | | | | | 1 | 6 | | 1,6 | | | | | | | | 1 | | | | 1 | | | 1 | | 6 | | | | | 1 | | 6 | 10 | | | | | | |
| VGM1 BLUE TAG | M | | | | 1 | 1 | | 1 | | | 1 | | | | | | | | 1 | | | | | 1 | 1 | | | | 1 | 1 | 1 | 6 | 12 | | | | | | | |
| UNKM1 | M | | | | | | | | | | | | | | | | | | | | 1,1 | | | | | | | | 1 | 1 | 1 | 1 | 6 | | | | | | | |
| VKF4 YELLOW TAG | F | | | | | 6 | | | | | | 1 | | | | | | | | | 1,1 | | | 1 | | | | | | 1 | | 2,6 | 8 | | | | | | | |
| VKF5 RED TAG | F | | | | 1 | | | 6 | | 6 | | | | | | | | | | | 6 | | | 1 | | | | | | | 1 | 1 | 7 | | | | | | | |
| VKF1 GREEN TAG | F | | | | | 1 | | | | 6 | | | | | | | | | | | 1 | | | 1 | 1 | | | | 1 | 1 | 2 | 8 | | | | | | | | |
| VKF6 ORANGE TAG | F | | | | | | | | | | | | | | | | | | | | | | | | | | | | | 1 | | 1 | | | | | | | | |
| UnID Male | M | | | | | | | | | | | | | | | | | | | | | | | | | | | | | | | | 0 | | | | | | | |
| UnID Males | M | | | | | | | | | | | | | | | | | | | | | | | | | | | | | | | | 0 | | | | | | | |
| UnID Females | F | | | | | 1 | | 1 | | 1 | | 1 | | | | | | 1 | | | 1,6 | | | 1,1 | | | | 1 | | 1 | 1 | 11 | | | | | | | | |
| UnID Female | F | | | | | 6 | | | | | 1 | | | | | | | | | | | | | | 6 | 1 | | | | | 1,1 | 6 | | | | | | | | |
| UnID Individuals | | | | | | 1,1 | | | | 6 | | | | | | | | | 2 | | 1 | | | | 1 | | 1 | | 6 | 1 | 1 | 9 | | | | | | | | |
| UnID Juvs | | | | | | | 6 | | | | 1 | | | | | | | | | | | | | | 1 | | | | | | 6 | 5 | | | | | | | | |
| | | TIME SPENT IN TOWN (Minutes) | | | | | | | | | | | | | | | | | | | | | | | | | | | | | | HRS | | | | | | | | |
| Troop | 1.5 | | | | | | | | | | | | | | | | | | | | | | | | | | | | | | | | 155 | 6,48 | | | | | | |
| Individuals | 7.8 | | | | | 22 | 217 | | 258 | | 92 | 112 | 40 | | | | | 18 | | 30 | | | | 234 | | | | | | 202 | 316 | 20 | 147 | 30 | 127 | 218 | 103 | 34,12 | | |
| Roost: | AM | 21 | 8 | 14 | 13 | 14 | 17 | 17 | 17 | 15 | 17 | 16 | 13 | 6 | 22 | 5 | 3 | 21 | 7 | 13 | 14 | 9 | 6 | 8 | 26 | 13 | 6 | ? | 12 | 13 | 13 | 12 | | | | | | | | |
| Roost: | PM | 6 | 14 | 10 | 14 | 14 | 17 | 17 | 17 | 15 | 15 | 10 | 6 | 22 | 5 | 3 | 4 | 7 | 26 | 27 | 9 | 7 | 7 | 26 | 11 | 6 | ? | 12 | 8 | 13 | 12 | 6 | | | | | | | | |
| Roost Sites | 1 | Golf Course | 2 | Heights Dam | 3 | Green Kloof | 4 | Platte Klip | 5 | Adder Ladder | 6 | Lower Dam | 7 | Middle Dam | 8 | Upper Dam | 9 | Dragon's Back | 10 | Droë Kloof | 11 | Blaaie Kloof | 12 | Big Titanic/Cave | 13 | Small Titanic | 14 | 10th Ave Kloof | 15 | 11th Ave Kloof | 16 | A-Shape | 17 | Bos Klip | 18 | Hermanus Heights | 19 | Steyn's Kloof | 20 | In Town |
| | 21 | Tallie's Kloof | 22 | Kanonkop | 23 | Waterfall | 24 | Roosklip | 25 | ZigZag | 26 | 9th Avenue Kloof | 27 | Shade Rock | 28 | | | | | | | | | | | | | | | | | | | | | | | | | |
| | ID Features of Baboons | | | | | | | | | | | | | | | | | | | | | | | | | | | | | | | | | | | | | | | |
| | General remarks | | | | | | | | | | | | | | | | | | | | | | | | | | | | | | | | | | | | | | | |
| | New male seen with troop on 17 January 2021. An adult female was captured and collared on 25 January 2021. | | | | | | | | | | | | | | | | | | | | | | | | | | | | | | | | | | | | | | | |

Figure 2.2: The Voëlkliip Troop incident sheet for January 2021.

2.2 VOGELGAT TROOP

The troop spent most of its time in the central and eastern parts of its home range. There was a noted increase in the number of attempts the troop made to approach the urban space, particularly towards the end of the month. The troop did not enter town on a single occasion in January and the Virtual Fence was activated once.

2.2.1 IN TOWN STATISTICS

- Time out of town for the troop was 100%.
- Time out of town for individuals was 99.9%.
- A single individual entered town between 12th and 13th Avenue on 30 January. The troop did not enter the urban area on a single occasion.

2.2.2 NOTEWORTHY INCIDENTS

- On 27 January a hotline called indicated a baboon in the eastern avenues of Voëlklip suburb. At the time it was assumed to be an individual from the Vogelgat troop, but as the location of the troop on this day was much further east in the mountains above Maanskynbaai, it is unlikely that it was a Vogelgat individual. It was most likely a dispersing male, possibly from the Vogelgat Troop.
- No house incursions or bin raids were recorded for January.
- On 24 January a report was received that a baboon took food from a construction worker's backpack on the R43. The backpack was not secured and lying on the ground at the time.
- An unknown troop was seen next to the R43 near the Yacht Club on 24 January.

2.2.3 VIRTUAL FENCE

- The Virtual Fence was activated on a single occasion in January. On 29 January, the troop approached town to the east of 17th Avenue. The Virtual Fence was deployed and activated as the troop approached and the troop was deterred successfully.



Figure 2.3: GPS locations of the Vogelgat Troop as determined by the GPS collar during January 2021.

| HWS: TROOP MONTHLY REPORT | | | | | | | | | | | | | | | | | | | | | | | | | | | | | | | | | | |
|---------------------------|-----|------------------------------|-------------------------|---|---------------------------------------|---|---|----------------|---|---|----|----|----------------|----|----|----|----|----------------|----|----|----|----|-------------|----|----|----|----|----|----|-----|----|------|-------|---|
| SECTOR | | CLASSES OF BEHAVIOUR | | | | | | | | | | | | | | | | | | | | | | | | | | | | | | | | |
| OVERSTRAND | | 1 | In urban area | 4 | Attacking pets | 7 | Threatening behaviour/ attacking/ stealing food | | | | | | | | | | | | | | | | | | | | | | | | | | | |
| BABOON TROOP: VOGELGAT | | 2 | Raid bins | 5 | Unoccupied house or vehicle incursion | 8 | Breaking & Entering/Damaging property | | | | | | | | | | | | | | | | | | | | | | | | | | | |
| MONTH: January YEAR: 2021 | | 3 | Non malicious damage | 6 | Occupied house or vehicle incursion | 9 | Nocturnal incursion | | | | | | | | | | | | | | | | | | | | | | | | | | | |
| BABOON ID | Sex | 1 | 2 | 3 | 4 | 5 | 6 | 7 | 8 | 9 | 10 | 11 | 12 | 13 | 14 | 15 | 16 | 17 | 18 | 19 | 20 | 21 | 22 | 23 | 24 | 25 | 26 | 27 | 28 | 29 | 30 | 31 | TOTAL | |
| Troop | | | | | | | | | | | | | | | | | | | | | | | | | | | | | | | | | | 0 |
| VGF1 | F | | | | | | | | | | | | | | | | | | | | | | | | | | | | | | | | 0 | |
| UniD Male | M | | | | | | | | | | | | | | | | | | | | | | | | | | | | | | | | 0 | |
| UniD Males | M | | | | | | | | | | | | | | | | | | | | | | | | | | | | | | | | 0 | |
| UniD Females | F | | | | | | | | | | | | | | | | | | | | | | | | | | | | | | | | 0 | |
| UniD Female | F | | | | | | | | | | | | | | | | | | | | | | | | | | | | | | | | 0 | |
| UniD Individuals | | | | | | | | | | | | | | | | | | | | | | | | | | | | | | | 1 | 1 | | |
| UniD Juvs | | | | | | | | | | | | | | | | | | | | | | | | | | | | | | | | 0 | | |
| | | TIME SPENT IN TOWN (Minutes) | | | | | | | | | | | | | | | | | | | | | | | | | | | | HRS | | | | |
| Troop | 0,0 | | | | | | | | | | | | | | | | | | | | | | | | | | | | | | | 0,00 | | |
| Individuals | 0,1 | | | | | | | | | | | | | | | | | | | | | | | | | | | | | | 15 | 0,25 | | |
| Roost: | AM | | | | | | | | | | | | | | | | | | | | | | | | | | | | | | | | | |
| Roost: | PM | | | | | | | | | | | | | | | | | | | | | | | | | | | | | | | | | |
| Roost Sites | | 1 | Baboon Castle | | | | 2 | 18th Ave Kloof | | | | 3 | 11th Ave Kloof | | | | 4 | 10th Ave Kloof | | | | 5 | Uitkyk Punt | | | | | | | | | | | |
| | | 6 | Vogelgat Nature Reserve | | | | 7 | Halfway Ridge | | | | | | | | | | | | | | | | | | | | | | | | | | |
| ID Features of Baboons | | | | | | | | | | | | | | | | | | | | | | | | | | | | | | | | | | |
| General remarks | | | | | | | | | | | | | | | | | | | | | | | | | | | | | | | | | | |

Figure 2.4: The Vogelgat Troop incident sheet for January 2021.

2.3 ONRUS TROOP

A collar was fitted to an adult male on 27 January 2021. The collar has already provided valuable information regarding the troop’s movements. The collar has shown that the troop mainly uses the mountainous area above Onrus and that the troop’s home range stretches from just above Berghof Estate in the south west to Camphill Road in the north east. Field staff have observed the troop above Berghof Estate and have attempted to count the troop. The troop is currently estimated to be more than 20 individuals.

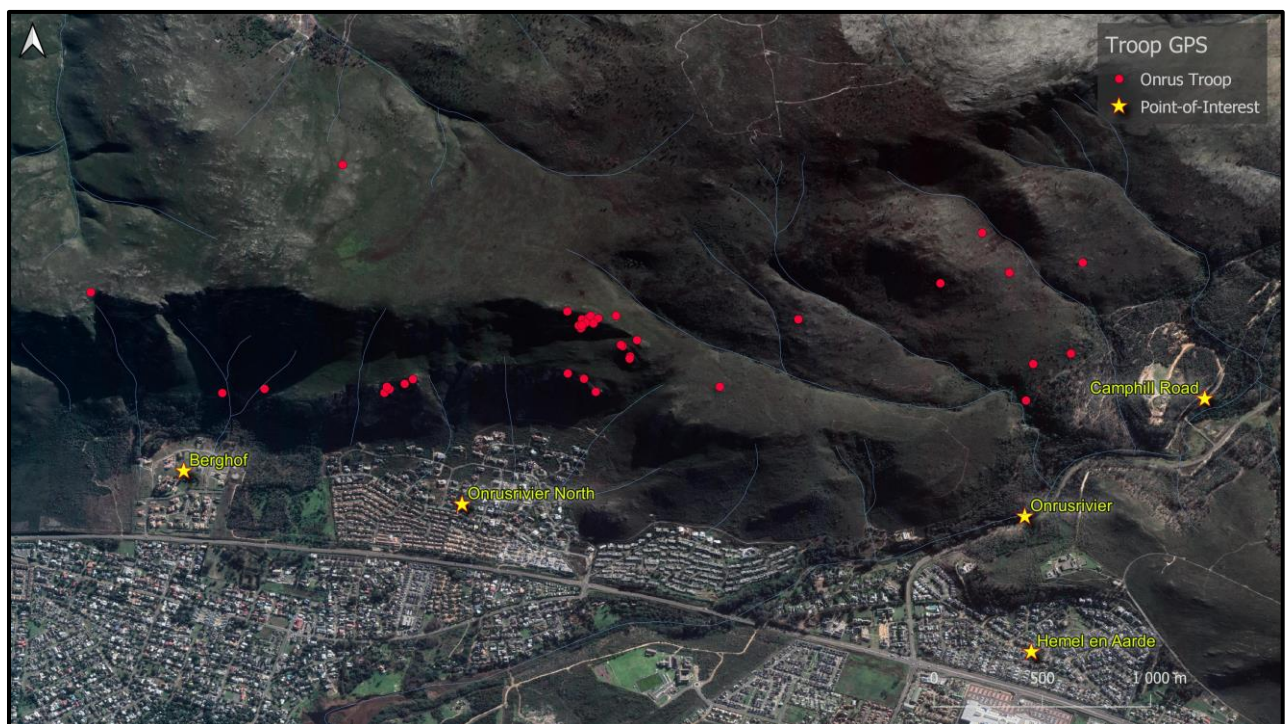


Figure 2.5: GPS locations of the Onrus Troop as determined by the GPS collar during January 2021.

2.4 HAMILTON RUSSEL TROOP

- Unidentified baboons were heard on three occasions in January. They were heard twice from the cliffs above the Fernkloof main entrance and once from above Adder Ladder. These locations all fit within the estimated range of the Hamilton Russel Troop. The Voelklip Troop was known to be further east on each occasion.

2.5 BIRTHS, DEATHS & MIGRATIONS

- No births or deaths were observed in the Overstrand East in January.
- A new male joined the Voëlklip Troop on 17 January 2021.

3 OVERSTRAND WEST TROOPS

3.1 PRINGLE BAY TROOP

3.1.1 IN TOWN STATISTICS

- The Pringle Bay Troop spent 100% of its time out of town in January (Figure 3.1).
- Time out of town for individuals increased from 99.9% last month to 100% this month.
- The troop exclusively occupied the northern part of their range, favouring the Gully Sleep Sites and the Boulders Sleep Site (Figure 3.2).
- Two new sleep sites were recorded, namely River Ridge and Mountain Top.
- No baboons entered town during January.

3.1.2 NOTEWORTHY INCIDENTS

- On 23 December 2020, PBF3, an adult female, was captured and fitted with a satellite GPS collar. This was erroneously omitted from last month's report.
- Two non-urban incursions took place in the Hottentot's Holland Mountain Catchment area this month. On 21 January, PBF3 entered an unoccupied garage and took a bag of carrots from the boot of a car, just before the residents were due to depart for Cape Town. On 28 January, PBF3 entered an occupied house under construction and took polony, bread and sugar. On both occasions the doors were left open which allowed PBF3 easy access to obtain human derived food. PBF3 was also seen taking an unattended bag of chips from outside a house under construction.

- A resident living in the Hottentot's Holland Mountain Catchment Area reported an unoccupied house incursion and unoccupied garage incursion this month. The resident also reported that baboons damaged the freezer in the garage. HWS were not witness to these incursions.
- On 21 January, a hotline call reported a single baboon at the Buffelstal Water Works. The baboon was located and identified as PBF2, a very old adult female. At 10h45, PBF2 was observed moving towards the Buffelsriver Dam. Unfortunately, rocky outcrops obstructed the field staff's vision and PBF2 was not seen again. Daily searches to locate PBF2 were conducted by field staff. The searches included going to PBF2's favourite sites in town where she regularly used to find human derived foodstuffs. PBF2's most common route through town was also searched. On 28 January, PBF2's carcass was located close to the baboon's last known location. Inspection of the dentition showed extensive wear of the cusps, and some teeth were missing (Figure 3.3). This would have severely limited PBF2's ability to chew and digest natural forage in fynbos. PBF2 may have been predated on in her weakened state or died of old age / malnutrition. Evidence at the carcass suggests that the baboon was partly consumed by another vertebrate animal.



Figure 3.1: PBF2's upper jaw showing extensive wear of the cusps and missing teeth.

- On 25 January 2021, the carcass of a young juvenile baboon (approximately two years old) was found on the north western side of the Hottentot's Holland Mountain Catchment Area. The carcass was severely decomposed and on first inspection appeared to be several weeks old. However, the period

of hot weather coupled with high invertebrate (flies and beetles) activity would have accelerated the decomposition process. The cause of death is inconclusive, although natural causes are suspected. In the past, the alpha female, PBF1, had been observed carrying a two-year-old juvenile jockey style and often intervening to settle disputes between it and other troop members. This type of behaviour is no longer evident in the troop, and therefore suggests that the carcass of the juvenile baboon could have been the offspring of PBF1.

- The Hangklip Troop was located roosting above Pringle Bay at the Punt Sleep Site on 1 January. The troop was prevented from moving towards town and was steered south towards Cape Hangklip. One male baboon separated from the troop and was reported in town at Bell Road and Albatross Road. The male displayed a healthy fear of humans and was easily encouraged to leave town. A lone male was reported in town on 3 & 6 January. A single male baboon was also reported in Silversands, Betty's Bay on one occasion this month. It is plausible to assume that the male is the same individual that occasionally enters Pringle Bay alone. The male could be displaying natural dispersal behaviour.
- The Buffelsriver Troop was not encountered this month.
- On 31 January, a Telegram report was received for an injured baboon lying on the side of the R44 close to the Rooiels Village. HWS went to ratify the report and upon inspection no injured baboons were identified amongst the troop. The report was a false alarm and the troop was observed resting on the side of the road as they do often. The public is encouraged to continue to report baboon related incidents to the hotline (072 028 0008).
- BRM1, the recently immigrated male, started a consort relationship with PBF5, the only adult female in oestrus. BRM1 and PBF5 were observed copulating on multiple occasions. PBM1 was not observed copulating with PBF5.
- Several troop members were observed making friendly greeting gestures (presenting) to BRM1. Troop members, including the alpha female PBF1, have also been observed grooming the new male.
- Low intensity conflict was observed between PBM1 and BRM1 this month. Most conflict between the two males was limited to eyebrow lifting and open-mouth displays. However, on one occasion the males engaged in physical contact. Both males sustained minor injuries, a small laceration was identified on PBM1's right shoulder and BRM1 was observed walking with a slight limp. Neither baboon was debilitated by the injuries and both animals recovered quickly.
- The waste drop off facility situated at the entrance of Pringle Bay has been enclosed by a wire bin cage. This should prevent baboons from accessing human derived foods from refuse bags during the interval between drop off and collection.

| HWS: TROOP MONTHLY REPORT | | | | | | | | | | | | | | | | | | | | | | | | | | | | | | | | | |
|---------------------------|-------------|---|-----------|----------------------|----------------|----------------------------------|--------------------------------|--|---------------------------------------|---------------------|----|----|----|----|----|----|----|----|----|----|----|----|----|----|----|----|----|----|----|----|----|----|-------|
| SECTOR | | CLASSES OF BEHAVIOUR | | | | | | | | | | | | | | | | | | | | | | | | | | | | | | | |
| OVERSTRAND | | 1 | 2 | 3 | 4 | 5 | 6 | 7 | 8 | 9 | 10 | 11 | 12 | 13 | 14 | 15 | 16 | 17 | 18 | 19 | 20 | 21 | 22 | 23 | 24 | 25 | 26 | 27 | 28 | 29 | 30 | 31 | TOTAL |
| BABOON TROOP: | PRINGLE BAY | In urban area | Raid bins | Non malicious damage | Attacking pets | Raid unoccupied house or vehicle | Raid occupied house or vehicle | Threatening behaviour/attack/stealing food | Breaking & Entering/Damaging property | Nocturnal Raiding | | | | | | | | | | | | | | | | | | | | | | | |
| MONTH: January | YEAR: 2021 | | | | | | | | | | | | | | | | | | | | | | | | | | | | | | | | |
| BABOON ID | Sex | 1 | 2 | 3 | 4 | 5 | 6 | 7 | 8 | 9 | 10 | 11 | 12 | 13 | 14 | 15 | 16 | 17 | 18 | 19 | 20 | 21 | 22 | 23 | 24 | 25 | 26 | 27 | 28 | 29 | 30 | 31 | TOTAL |
| Troop | | | | | | | | | | | | | | | | | | | | | | | | | | | | | | | | | |
| PBM1 | M | | | | | | | | | | | | | | | | | | | | | | | | | | | | | | | | |
| PBM2 | M | | | | | | | | | | | | | | | | | | | | | | | | | | | | | | | | |
| PBF1 | F | | | | | | | | | | | | | | | | | | | | | | | | | | | | | | | | |
| PBF2 | F | | | | | | | | | | | | | | | | | | | | | | | | | | | | | | | | |
| PBF3 | F | | | | | | | | | | | | | | | | | | | | | | 5 | | | | | | | 6 | | | |
| UnID Male | M | | | | | | | | | | | | | | | | | | | | | | | | | | | | | | | | |
| UnID Females | F | | | | | | | | | | | | | | | | | | | | | | | | | | | | | | | | |
| UnID Female | F | | | | | | | | | | | | | | | | | | | | | | | | | | | | | | | | |
| UnID Individuals | | | | | | | | | | | | | | | | | | | | | | | | | | | | | | | | | |
| UnID Juveniles | | | | | | | | | | | | | | | | | | | | | | | | | | | | | | | | | |
| | | TIME SPENT IN TOWN (Minutes) | | | | | | | | | | | | | | | | | | | | | | | | | | | | | | | |
| Troop | % | 0,0 | | | | | | | | | | | | | | | | | | | | | | | | | | | | | | | 0,00 |
| Individuals | % | 0,0 | | | | | | | | | | | | | | | | | | | | | | | | | | | | | | | 0,00 |
| Roost: | AM | 18 | 18 | 18 | 18 | 18 | 18 | 20 | 12 | 21 | 21 | 18 | 21 | 18 | 18 | 18 | 12 | 22 | 12 | 12 | 18 | 12 | 12 | 18 | 12 | 18 | 12 | 12 | 18 | 12 | | | |
| Roost: | PM | 18 | 18 | 18 | 18 | 20 | 12 | 21 | 21 | 18 | 21 | 18 | 18 | 18 | 18 | 12 | 22 | 12 | 12 | 18 | 12 | 12 | 18 | 12 | 18 | 12 | 12 | 18 | 15 | 12 | 12 | 18 | 12 |
| Roost Sites | 1 | Professor | 2 | Hangklip | 3 | Axel Kop | 4 | Pringle Peak | 5 | Lemoenkop | | | | | | | | | | | | | | | | | | | | | | | |
| | 6 | Panelbeaters | 7 | Valley | 8 | Stink Kop | 9 | Waldo's Farm SS1 | 10 | Waldo's Farm SS2 | | | | | | | | | | | | | | | | | | | | | | | |
| | 11 | Pieter's | 12 | Boulders | 13 | Buffels River Dam 1 | 14 | Buffels River Dam 2 | 15 | Buffels River Dam 3 | | | | | | | | | | | | | | | | | | | | | | | |
| | 16 | Panelbeaters | 17 | Concrete house | 18 | Gullies | 19 | Rooiels 1 | 20 | River Ridge | | | | | | | | | | | | | | | | | | | | | | | |
| | 21 | Mountain Top | 22 | Rooiels 2 | | | | | | | | | | | | | | | | | | | | | | | | | | | | | |
| ID Features of Baboons | | | | | | | | | | | | | | | | | | | | | | | | | | | | | | | | | |
| General remarks | | <i>Red Italics indicate a non-urban raid.</i> | | | | | | | | | | | | | | | | | | | | | | | | | | | | | | | |

Figure 3.2: The Pringle Bay Troop incident sheet for January 2021.

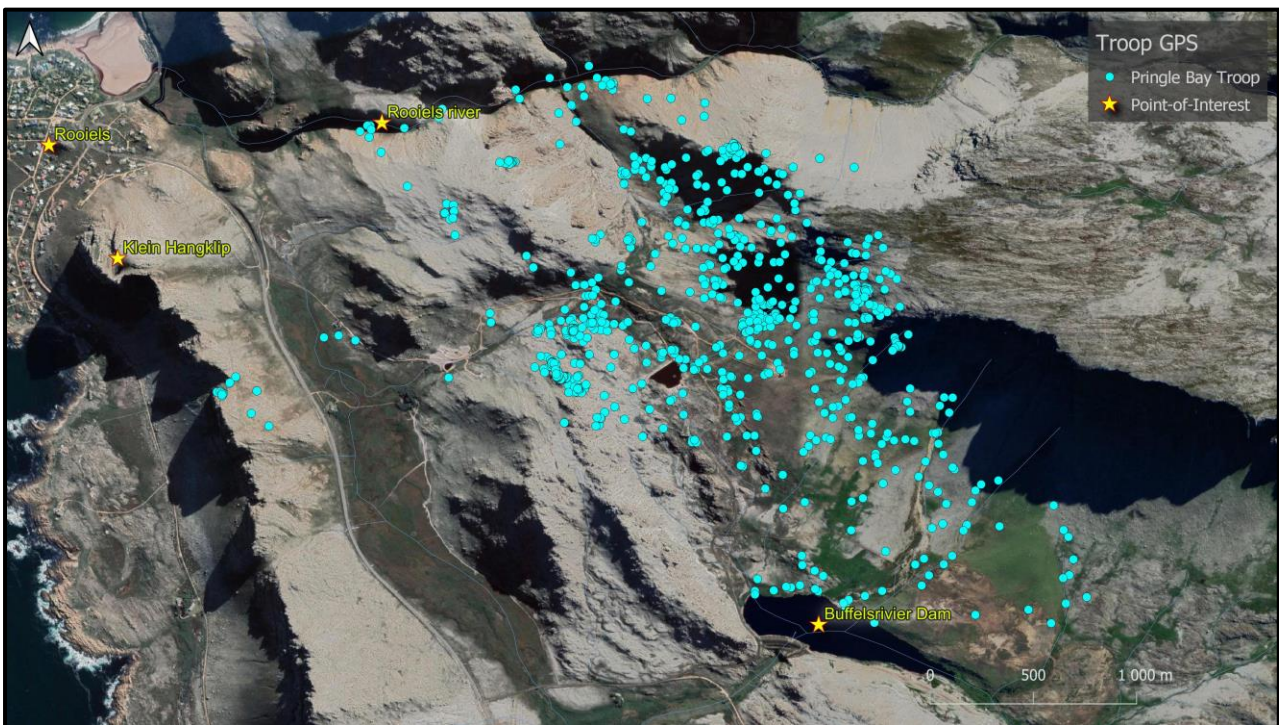


Figure 3.3: GPS locations of the Pringle Bay Troop as determined by the GPS collar during January 2021.

3.2 BIRTHS, DEATHS & MIGRATIONS

- No births, and one confirmed death and one unconfirmed death were recorded in the Pringle Bay Troop this month.

4 GENERAL COMMENTS – ALL TROOPS

4.1 POPULATION CHARACTERISTICS

No births and two presumed deaths were recorded this month. One immigration by an unknown male into the Voëlklip troop was recorded. The population data of the three most managed troops can be seen in Table 5.1 and 5.2 below.

| TROOP | OCTOBER | JUNE | JANUARY 2021 | | | Total observed Births (1 July 2020 to Present) | Total observed Deaths (1 July 2020 to Present) | Total Migrations (1 July 2020 to Present) |
|--------------|-----------|-----------|--------------|----------|--------------------------|---|---|--|
| | 2019 | 2020 | Births | Deaths | Emigration / Immigration | | | |
| Voëlklip | 29 | 29 | 0 | 0 | 1 | 1 | 1 | 1 |
| Vogelgat* | N/A | 22 | 0 | 0 | 0 | 0 | 1 | 0 |
| Pringle Bay | 16 | 16 | 0 | 2** | 0 | 4 | 3 | 1 |
| TOTAL | 45 | 67 | 0 | 2 | 1 | 5 | 5 | 2 |

Table 4.1: Population data for the three most managed troops in the Overstrand in January 2021.

Emigration/Immigration figures show animal movements between troops and are accommodated in the troop population totals. *Count of the Vogelgat Troop completed in December 2020. **The carcass of the unidentified juvenile baboon that was found is suspected to be the offspring of PBF1.

| Deaths | 2019/20 (October - June) | 2020/21 (June - July) | January 2021 | TOTAL (since October 2019) |
|---------------------|-----------------------------|--------------------------|-----------------|----------------------------------|
| Management | 3 | 0 | 0 | 3 |
| Human Induced (HID) | 1 | 2 | 0 | 3 |
| <i>Direct **</i> | 1 | 2 | 0 | 3 |
| <i>Indirect ***</i> | | 0 | 0 | 0 |
| Natural | 2 | 3 | 2 | 5 |
| Unknown | | 0 | 0 | 0 |
| TOTAL DEATHS | 6 | 5 | 2 | 11 |

Table 4.2: Causes of baboon deaths since December 2019; **Deaths caused directly by humans, such as motor vehicle accidents, shooting, poisoning and dogs. ***Deaths caused indirectly by humans such as electrocutions and fire.

4.2 HOTLINE DATA

Total number of hotline calls received doubled during in January to 124. This is a considerable increase from the December total (62), however it is considerably lower than the total calls (222) received for January 2020. This increase follows the same trend observed from December 2019 to January 2020, with total calls increasing from 123 to 222. Nearly all hotline calls received this month were from the Voëlklip

suburb (93%), concerning the Voëlklip troop entering town. This is again similar to January 2020, when 86% of calls originated from Voëlklip suburb with 66% relating to the Voëllklip Troop and 20% the Vogelgat Troop. The remaining 14% of hotline calls were from other suburbs, general inquiries or reporting baboons outside of managed areas.

The most likely cause for this increase in incursions into specifically homes and gardens are due to the presence of large numbers of fruiting trees, especially fig trees, carrying fruit at this time of year within Voëlklip suburb. This was confirmed by callers mentioning baboons seen in, near or feeding on fig trees.




Figure 4.3: (A) Fig tree photographed in Voëlklip suburb carrying plentiful (B) ripe figs

Hotline calls are for the Hermanus area only, because the Pringle Bay residents operate use an internal Telegram system for reporting incursions. HWS requests that Pringle Bay residents start reporting the presence of baboons in the urban area to the Baboon Hotline (072 028 0008). Use of this number will ensure that the field manager on duty is made aware of the problem more timeously and can therefore respond sooner.

As has become the norm, the majority (89%) of hotline calls reported baboons in the urban area. Twelve occupied house incursions were reported this month and no unoccupied house incursions. These occupied home incursions were not unexpected as large numbers of people would still have been on leave during

January or working from home due to COVID-19 regulations. The increase in house raids was likely due to opportunistic behaviour baboon the baboons, after already being in the urban area attracted by fruit trees. However, it is a clear indication that several individuals were prepared to enter occupied houses.

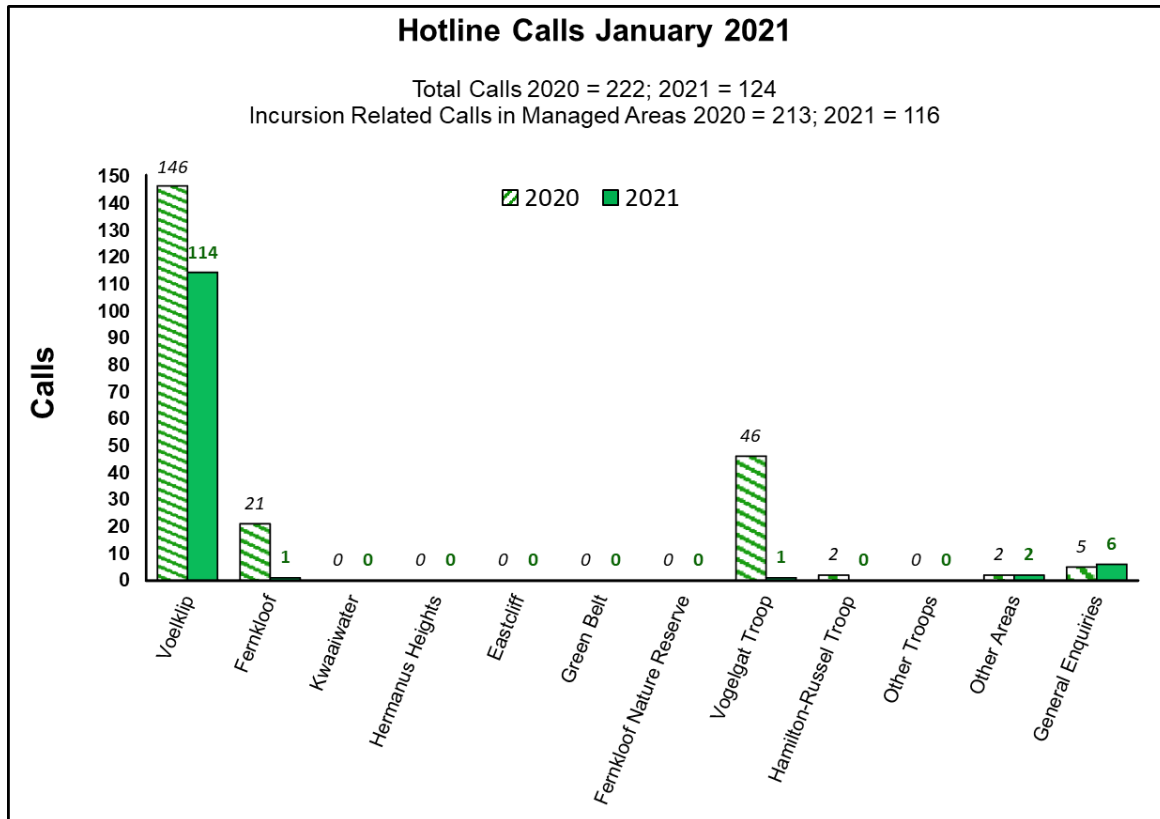


Figure 4.2: Hotline calls in baboon affected areas of Hermanus for January 2020 and January 2021. Inclusion related hotline calls are calls reporting managed baboons in urban areas. Managed areas are those areas in which baboon troops are known to occur and are actively managed. Other Areas represent those areas beyond the urban edge or the range of managed baboons.

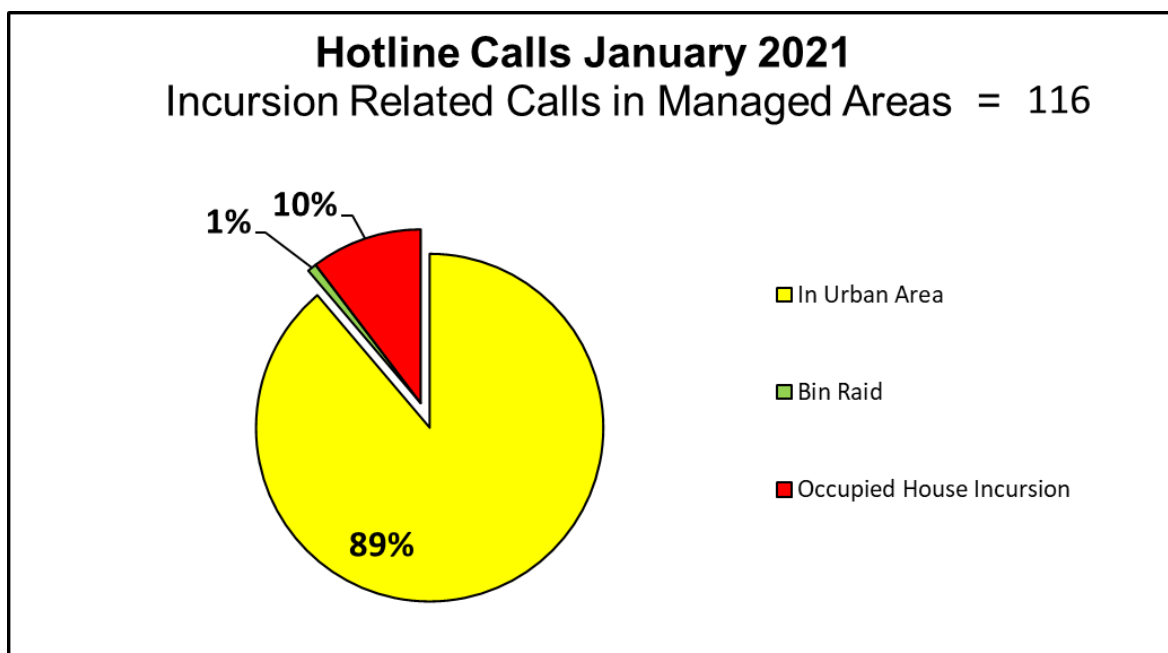


Figure 4.3: Composition of inclusion-related hotline calls during January 2021. Note: this graph represents the composition of hotline calls, not the composition of known incursions by baboons.

4.3 PERCENTAGE TIME OUT OF TOWN

During January 2021, the average time out of town of the fully managed troops was 99.5%. However, the average time out of town for individuals within the troops was 97.4%. Individual time in town is only counted if individuals or small groups of baboons enter the urban area alone. No incursion into Pringle Bay was recorded by any member of the Pringle Bay Troop. This is the first time the troop and individual time out of town has reached 100%.

| PERCENTAGE TIME OUT OF TOWN | TROOP | INDIVIDUAL |
|-------------------------------------|-------|------------|
| Voëlklip Troop | 98.5 | 92.2 |
| Vogelgat Troop | 100.0 | 99.9 |
| Pringle Bay Troop | 100.0 | 100.0 |
| Average Percentage Time Out of Town | 99.5 | 97.4 |

Table 4.3: Percentage time out of town for the Voëlklip, Vogelgat and Pringle Bay Troops and individuals during January 2021.

4.4 RECOMMENDATIONS

- **Waste and recycling collection should be prioritised** to take place in the early mornings in suburbs affected by baboons. This will reduce the attractant value of the waste to baboons. This is especially important for the area north of the Main Road in Voëlklip suburb, which is close to the mountainside. Here waste is currently collected at around midday. This same principal applies to Pringle Bay.
- All bins used in baboon-affected areas should be **baboon-proof and locked**.
- **Refuse bags** should not be left lying open on the sidewalk, easily available to baboons.
- Ripening **fruit on fruit trees** in baboon-affected areas should be harvested to remove this attractant for baboons. Fig trees within Voëlklip suburb have been a major attractant to baboons this month.
- **Open vegetable gardens** should be baboon-proofed. This will reduce baboon incursions into the suburbs.
- There are many **tall pine and bluegum trees** (alien invasive plants) on the Hermanus Golf Course that provide ideal sleep sites for baboons, particularly in winter. If many of these trees (particularly pines) could be removed it would greatly reduce the baboons' incentive to sleep in town.

5 CONCLUSION

January is generally a difficult month in baboon management in the Overstrand. This is because many visitors are still present during the first part of the month. Possibly of greater importance, however, was the fact that during January many large fig trees were in full fruit and they provided a major attractant to baboons to enter the urban areas. An increase in both time in town and hotline calls was recorded this month for the Voëlklip Troop when compared to December 2020. This pattern of behaviour mirrors the historical data and appears to be deeply ingrained into the Voëlklip Troop, following many years of easy access to ripening fruit at this time of year.

The Voëlklip Troop continued mainly to use the central and eastern sleepsites in January and only utilised a western sleepsites on one occasion. This was likely due to the ample attractants within Voëlklip. The 45% reduction in hotline calls from January 2020 to January 2021, and the increased troop time out of town (96.8% in 2020 to 98.5% in 2021), suggests that the baboon management programme has become increasingly effective in reducing baboon-human conflict.

For the fifth consecutive month, the Vogelgat Troop has not entered the urban space, however a single individual was observed in town on one occasion. The Virtual Fence was activated once in January and successfully deterred the troop. There was a noted increase in the number of attempts made by the troop to approach the urban space as is indicated by the five times the troop were reported to be within the buffer zone, a 200m wide area around the urban space.

During January the Pringle Bay Troop foraged exclusively in the northern part of their range. This is most probably because of the dominant influence of the new and wild alpha male, as well as the current abundance of forage, water, and sleepsites in the Hottentot's Holland Mountain Catchment Area.

Residents in baboon affected suburbs are again reminded that they play a critical role in conserving the baboons by keeping them wild and safe. This can be greatly facilitated by removing ripe fruit, keeping doors and windows closed, not leaving food visible to baboons and improving waste management.

HWS Holdings (t/a Human Wildlife Solutions)